

MotoAmerica Superbikes at The Ridge

Sorted on Laps

Mission Super Hooligan

The Ridge 2.470 miles

Race 2

6/28/2026 12:30

Race (8 Laps) started at 12:29:45

Pos	No.	Name	Make	Diff	Total Tm	Best Tm	Sponsor
1	62	Andy DiBrino	YAM		14:37.699	1:44.952	BPR Racing Yamaha
2	23	Corey Alexander	ARC	1.845	14:39.544	1:45.373	ARCH Motorcycle Racing
3	74	Bryce Kornbau	YAM	2.512	14:40.211	1:45.242	BPR Racing Yamaha
4	2	Josh Herrin	LIT	3.000	14:40.699	1:45.195	OrangeCat Racing
5	95	Gus Rodio	DUC	3.181	14:40.880	1:45.416	Rodio Racing
6	1	James Rispoli	HD	3.577	14:41.276	1:45.369	Saddlemen Race Development
7	311	Robertino Pietri	YAM	24.458	15:02.157	1:47.559	CoatzyMoto_LatinWe
8	44	Ben Gloddy	DUC	29.415	15:07.114	1:47.971	Rodio Racing
9	99	Jeremy McWilliams	ARC	30.411	15:08.110	1:48.567	ARCH Motorcycle Racing
10	21	Hawk Mazzotta	YAM	30.533	15:08.232	1:48.437	Trackhouse/Hawk Mazzotta Moto Camp/BluCru
11	787	Michael Henao	YAM	45.698	15:23.397	1:50.276	Send-Zen Racing
12	192	Joel Ohman	TRI	59.988	15:37.687	1:52.105	LapSnap/FLM Racing
13	45	Rusty Gill	YAM	1:04.875	15:42.574	1:52.712	BPR Racing Yamaha
14	72	Jeff Lane	TRI	1:19.278	15:56.977	1:54.101	LapSnap/FLM Racing
15	417	Jeremy Taubman	YAM	1:24.813	16:02.512	1:55.030	Remix Racing
16	527	Nathan Aldrich	SUZ	1:25.081	16:02.780	1:54.837	Pie R Squared Racing
17	172	Steven Shakespeare	HD	1:25.293	16:02.992	1:55.099	3D Motorsports

Not classified (75% = 6 Laps)

DNF	51	Kaleb De Keyrel	LIT	DNF	32.703		OrangeCat Racing
DNS	17	Hunter Dunham	HD	DNS	17.340		HDR/ Mad Monkey Motorsports

Margin of Victory	Avg. Speed	Best Lap Tm	Best Speed	Best Lap by
1.845	81.048	1:44.952	84.724	62 - Andy DiBrino


Race Director

Orbits

Rick Hobbs
Signature:

The results are provisional until the end of the time limit for protests and appeals





Mission Super Hooligan

The Ridge 2.470 miles

Race 2

6/28/2026 12:30

Race (8 Laps) started at 12:29:45

Pos	No.	Name	Make	Best Tm	S1 Best	S2 Best	S3 Best	SPD Best
1	62	Andy DiBrino	YAM	1:44.952	34.305	35.514	34.795	147.4
2	2	Josh Herrin	LIT	1:45.195	34.591	35.388	34.871	144.0
3	74	Bryce Kornbau	YAM	1:45.242	34.323	35.487	34.925	143.7
4	1	James Rispoli	HD	1:45.369	34.685	35.576	34.938	143.2
5	23	Corey Alexander	ARC	1:45.373	34.436	35.681	35.003	142.9
6	95	Gus Rodio	DUC	1:45.416	34.577	35.608	35.197	144.3
7	311	Robertino Pietri	YAM	1:47.559	35.407	36.209	35.570	141.8
8	44	Ben Gloddy	DUC	1:47.971	35.279	36.595	35.962	140.7
9	21	Hawk Mazzotta	YAM	1:48.437	35.737	36.844	35.782	140.7
10	99	Jeremy McWilliams	ARC	1:48.567	35.818	36.868	35.870	140.4
11	787	Michael Henao	YAM	1:50.276	36.389	37.510	36.121	141.8
12	192	Joel Ohman	TRI	1:52.105	36.834	38.048	36.854	141.3
13	45	Rusty Gill	YAM	1:52.712	36.667	38.476	37.417	138.6
14	72	Jeff Lane	TRI	1:54.101	37.499	38.582	37.379	141.0
15	527	Nathan Aldrich	SUZ	1:54.837	37.973	38.912	37.923	135.8
16	417	Jeremy Taubman	YAM	1:55.030	38.081	39.007	37.769	138.0
17	172	Steven Shakespeare	HD	1:55.099	37.889	38.902	37.846	134.5
Not classified (75% = 6 Laps)								
DNF	51	Kaleb De Keyrel	LIT		38.684	37.006		66.6
DNS	17	Hunter Dunham	HD					


Race Director

Orbits

Rick Hobbs

Signed _____





MotoAmerica Superbikes at The Ridge

Mission Super Hooligan

The Ridge 2.470 miles

Race 2

6/28/2026 12:30

Race (8 Laps) started at 12:29:45

Lap	Lap Tm	Diff	Time of Day
(62) Andy DiBriano			
1	1:49.044	+4.092	12:32:05.668
2	1:45.125	+0.173	12:33:50.793
3	1:46.089	+1.137	12:35:36.882
4	1:45.244	+0.292	12:37:22.126
5	1:45.032	+0.080	12:39:07.158
6	1:45.535	+0.583	12:40:52.693
7	1:44.952		12:42:37.645
8	1:45.239	+0.287	12:44:22.884

Lap	Lap Tm	Diff	Time of Day
(23) Corey Alexander			
1	2:19.749	+34.376	12:32:04.935
2	1:45.427	+0.054	12:33:50.362
3	1:46.499	+1.126	12:35:36.861
4	1:45.441	+0.068	12:37:22.302
5	1:45.779	+0.406	12:39:08.081
6	1:45.622	+0.249	12:40:53.703
7	1:45.373		12:42:39.076
8	1:45.653	+0.280	12:44:24.729

Lap	Lap Tm	Diff	Time of Day
(74) Bryce Kornbau			
1	1:49.271	+4.029	12:32:05.759
2	1:45.347	+0.105	12:33:51.106
3	1:45.242		12:35:36.348
4	1:45.546	+0.304	12:37:21.894
5	1:45.839	+0.597	12:39:07.733
6	1:45.586	+0.344	12:40:53.319
7	1:45.961	+0.719	12:42:39.280
8	1:46.116	+0.874	12:44:25.396

Lap	Lap Tm	Diff	Time of Day
(2) Josh Herrin			
1	1:48.343	+3.148	12:32:05.239
2	1:45.221	+0.026	12:33:50.460
3	1:45.749	+0.554	12:35:36.209
4	1:45.542	+0.347	12:37:21.751
5	1:45.195		12:39:06.946
6	1:46.123	+0.928	12:40:53.069
7	1:45.958	+0.763	12:42:39.027
8	1:46.857	+1.662	12:44:25.884

Lap	Lap Tm	Diff	Time of Day
(95) Gus Rodio			
1	1:48.899	+3.483	12:32:06.466
2	1:45.739	+0.323	12:33:52.205
3	1:45.719	+0.303	12:35:37.924
4	1:45.598	+0.182	12:37:23.522
5	1:45.443	+0.027	12:39:08.965
6	1:45.416		12:40:54.381
7	1:45.662	+0.246	12:42:40.043
8	1:46.022	+0.606	12:44:26.065

Lap	Lap Tm	Diff	Time of Day
(1) James Rispoli			
1	1:48.940	+3.571	12:32:06.098
2	1:45.778	+0.409	12:33:51.876
3	1:45.726	+0.357	12:35:37.602
4	1:45.369		12:37:22.971
5	1:45.523	+0.154	12:39:08.494
6	1:45.593	+0.224	12:40:54.087
7	1:45.820	+0.451	12:42:39.907
8	1:46.554	+1.185	12:44:26.461

Lap	Lap Tm	Diff	Time of Day
(311) Robertino Pietri			
1	1:50.080	+2.521	12:32:07.374
2	1:47.559		12:33:54.933
3	1:47.874	+0.315	12:35:42.807
4	1:47.839	+0.280	12:37:30.646
5	1:48.325	+0.766	12:39:18.971
6	1:48.529	+0.970	12:41:07.500
7	1:48.431	+0.872	12:42:55.931
8	1:51.411	+3.852	12:44:47.342

Lap	Lap Tm	Diff	Time of Day
(44) Ben Gloddy			
1	1:52.607	+4.636	12:32:10.461
2	1:49.032	+1.061	12:33:59.493
3	1:49.380	+1.409	12:35:48.873
4	1:49.251	+1.280	12:37:38.124
5	1:48.984	+1.013	12:39:27.108
6	1:48.907	+0.936	12:41:16.015
7	1:48.313	+0.342	12:43:04.328
8	1:47.971		12:44:52.299

Lap	Lap Tm	Diff	Time of Day
(99) Jeremy McWilliams			
1	1:51.577	+3.010	12:32:09.459
2	1:49.579	+1.012	12:33:59.038
3	1:49.444	+0.877	12:35:48.482
4	1:49.499	+0.932	12:37:37.981
5	1:48.950	+0.383	12:39:26.931
6	1:48.905	+0.338	12:41:15.836
7	1:48.892	+0.325	12:43:04.728
8	1:48.567		12:44:53.295

Lap	Lap Tm	Diff	Time of Day
(21) Hawk Mazzotta			
1	1:51.945	+3.508	12:32:09.955
2	1:49.388	+0.951	12:33:59.343
3	1:49.406	+0.969	12:35:48.749
4	1:49.644	+1.207	12:37:38.393
5	1:49.035	+0.598	12:39:27.428
6	1:48.643	+0.206	12:41:16.071
7	1:48.909	+0.472	12:43:04.980
8	1:48.437		12:44:53.417

Lap	Lap Tm	Diff	Time of Day
(787) Michael Henao			
1	1:54.880	+4.604	12:32:13.543
2	1:51.090	+0.814	12:34:04.633
3	1:51.276	+1.000	12:35:55.909
4	1:50.577	+0.301	12:37:46.486
5	1:50.276		12:39:36.762
6	1:50.373	+0.097	12:41:27.135
7	1:50.743	+0.467	12:43:17.878
8	1:50.704	+0.428	12:45:08.582

Lap	Lap Tm	Diff	Time of Day
(192) Joel Ohman			
1	1:55.130	+3.025	12:32:14.014
2	1:52.906	+0.801	12:34:06.920
3	1:52.105		12:35:59.025
4	1:52.641	+0.536	12:37:51.666
5	1:52.903	+0.798	12:39:44.569
6	1:53.130	+1.025	12:41:37.699
7	1:52.588	+0.483	12:43:30.287
8	1:52.585	+0.480	12:45:22.872

(45) Rusty Gill

Lap	Lap Tm	Diff	Time of Day
1	1:54.991	+2.279	12:32:13.510
2	1:53.414	+0.702	12:34:06.924
3	1:54.307	+1.595	12:36:01.231
4	1:54.117	+1.405	12:37:55.348
5	1:53.422	+0.710	12:39:48.770
6	1:53.377	+0.665	12:41:42.147
7	1:52.900	+0.188	12:43:35.047
8	1:52.712		12:45:27.759

Lap	Lap Tm	Diff	Time of Day
(72) Jeff Lane			
1	1:57.894	+3.793	12:32:17.621
2	1:56.377	+2.276	12:34:13.998
3	1:54.891	+0.790	12:36:08.889
4	1:54.571	+0.470	12:38:03.460
5	1:55.114	+1.013	12:39:58.574
6	1:54.925	+0.824	12:41:53.499
7	1:54.101		12:43:47.600
8	1:54.562	+0.461	12:45:42.162

Lap	Lap Tm	Diff	Time of Day
(417) Jeremy Taubman			
1	1:58.315	+3.285	12:32:17.432
2	1:56.565	+1.535	12:34:13.997
3	1:55.739	+0.709	12:36:09.736
4	1:55.504	+0.474	12:38:05.240
5	1:55.761	+0.731	12:40:01.001
6	1:55.951	+0.921	12:41:56.952
7	1:55.715	+0.685	12:43:52.667
8	1:55.030		12:45:47.697

Lap	Lap Tm	Diff	Time of Day
(527) Nathan Aldrich			
1	1:59.064	+4.227	12:32:18.121
2	1:56.571	+1.734	12:34:14.692
3	1:55.697	+0.860	12:36:10.389
4	1:55.626	+0.789	12:38:06.015
5	1:55.279	+0.442	12:40:01.294
6	1:56.113	+1.276	12:41:57.407
7	1:55.721	+0.884	12:43:53.128
8	1:54.837		12:45:47.965

Lap	Lap Tm	Diff	Time of Day
(172) Steven Shakespeare			
1	1:59.014	+3.915	12:32:17.841
2	1:56.672	+1.573	12:34:14.513
3	1:55.798	+0.699	12:36:10.311
4	1:55.482	+0.383	12:38:05.793
5	1:55.473	+0.374	12:40:01.266
6	1:56.226	+1.127	12:41:57.492
7	1:55.586	+0.487	12:43:53.078
8	1:55.099		12:45:48.177


Race Director

Rick Hobbs

Signed _____

Orbits





MotoAmerica Superbikes at The Ridge

Mission Super Hooligan

The Ridge 2.470 miles

Race 2

6/28/2026 12:30

Race (8 Laps) started at 12:29:45

Lap	Time of Day	Lap Tm	S1	S2	S3	SPD
(62) Andy DiBriano						
1	12:32:05.668	1:49.044	37.129	36.281	35.634	55.2
2	12:33:50.793	1:45.125	34.608	35.709	34.808	145.2
3	12:35:36.882	1:46.089	34.482	36.241	35.366	144.6
4	12:37:22.126	1:45.244	34.382	35.825	35.037	147.4
5	12:39:07.158	1:45.032	34.668	35.514	34.850	144.8
6	12:40:52.693	1:45.535	34.650	36.090	34.795	143.2
7	12:42:37.645	1:44.952	34.319	35.780	34.853	143.2
8	12:44:22.884	1:45.239	34.305	35.896	35.038	144.1

(23) Corey Alexander						
1	12:32:04.935	2:19.749	1:08.419	36.215	35.115	4.0
2	12:33:50.362	1:45.427	34.517	35.787	35.123	142.3
3	12:35:36.861	1:46.499	34.574	35.887	36.038	141.3
4	12:37:22.302	1:45.441	34.709	35.729	35.003	142.9
5	12:39:08.081	1:45.779	34.880	35.852	35.047	141.8
6	12:40:53.703	1:45.622	34.529	35.681	35.412	141.5
7	12:42:39.076	1:45.373	34.436	35.748	35.189	141.6
8	12:44:24.729	1:45.653	34.811	35.831	35.011	142.3

(74) Bryce Kornbau						
1	12:32:05.759	1:49.271	37.805	36.033	35.433	50.8
2	12:33:51.106	1:45.347	34.690	35.732	34.925	143.2
3	12:35:36.348	1:45.242	34.323	35.793	35.126	143.4
4	12:37:21.894	1:45.546	34.730	35.487	35.329	143.7
5	12:39:07.733	1:45.839	34.910	35.917	35.012	143.7
6	12:40:53.319	1:45.586	34.631	35.797	35.158	143.1
7	12:42:39.280	1:45.961	34.607	35.771	35.583	142.5
8	12:44:25.396	1:46.116	35.139	35.729	35.248	143.7

(2) Josh Herrin						
1	12:32:05.239	1:48.343	37.184	36.012	35.147	56.6
2	12:33:50.460	1:45.221	34.850	35.500	34.871	143.7
3	12:35:36.209	1:45.749	34.591	35.886	35.272	144.0
4	12:37:21.751	1:45.542	34.624	35.590	35.328	142.2
5	12:39:06.946	1:45.195	34.749	35.388	35.058	140.4
6	12:40:53.069	1:46.123	34.766	35.899	35.458	140.7
7	12:42:39.027	1:45.958	34.725	35.837	35.396	139.6
8	12:44:25.884	1:46.857	34.816	36.118	35.923	139.6

(95) Gus Rodio						
1	12:32:06.466	1:48.899	37.192	36.250	35.457	66.7
2	12:33:52.205	1:45.739	34.763	35.778	35.198	139.4
3	12:35:37.924	1:45.719	34.620	35.878	35.221	138.2
4	12:37:23.522	1:45.598	34.668	35.732	35.198	142.0
5	12:39:08.965	1:45.443	34.590	35.656	35.197	142.5
6	12:40:54.381	1:45.416	34.577	35.608	35.231	141.6
7	12:42:40.043	1:45.662	34.680	35.781	35.201	140.7
8	12:44:26.065	1:46.022	34.964	35.733	35.325	144.3

(1) James Rispoli						
1	12:32:06.098	1:48.940	37.449	35.933	35.558	59.3
2	12:33:51.876	1:45.778	34.913	35.599	35.266	140.6
3	12:35:37.602	1:45.726	34.881	35.667	35.178	142.8
4	12:37:22.971	1:45.369	34.827	35.604	34.938	141.3
5	12:39:08.494	1:45.523	34.746	35.576	35.201	142.2
6	12:40:54.087	1:45.593	34.685	35.579	35.329	141.5
7	12:42:39.907	1:45.820	34.772	35.659	35.389	143.2
8	12:44:26.461	1:46.554	34.974	35.898	35.682	142.6

(311) Robertino Pietri						
1	12:32:07.374	1:50.080	38.040	36.470	35.570	61.0
2	12:33:54.933	1:47.559	35.407	36.209	35.943	141.8
3	12:35:42.807	1:47.874	35.698	36.384	35.792	140.6
4	12:37:30.646	1:47.839	35.438	36.324	36.077	140.3
5	12:39:18.971	1:48.325	35.553	36.596	36.176	139.6
6	12:41:07.500	1:48.529	35.741	36.687	36.101	139.9

7	12:42:55.931	1:48.431	35.691	36.634	36.106	140.6
8	12:44:47.342	1:51.411	35.748	37.525	38.138	140.3
(44) Ben Gloddy						
1	12:32:10.461	1:52.607	38.927	37.322	36.358	61.0
2	12:33:59.493	1:49.032	35.777	37.238	36.017	140.1
3	12:35:48.873	1:49.380	35.853	37.283	36.244	139.0
4	12:37:38.124	1:49.251	36.025	37.169	36.057	140.7
5	12:39:27.108	1:48.984	36.169	36.853	35.962	136.1
6	12:41:16.015	1:48.907	35.844	37.076	35.987	138.2
7	12:43:04.328	1:48.313	35.756	36.595	35.962	139.1
8	12:44:52.299	1:47.971	35.279	36.664	36.028	138.7

(99) Jeremy McWilliams						
1	12:32:09.459	1:51.577	38.296	37.210	36.071	74.1
2	12:33:59.038	1:49.579	36.438	37.145	35.996	140.0
3	12:35:48.482	1:49.444	35.979	37.327	36.138	140.4
4	12:37:37.981	1:49.499	36.186	37.230	36.083	140.3
5	12:39:26.931	1:48.950	36.089	36.929	35.932	138.2
6	12:41:15.836	1:48.905	35.840	37.195	35.870	138.6
7	12:43:04.728	1:48.892	35.847	36.988	36.057	139.9
8	12:44:53.295	1:48.567	35.818	36.868	35.881	140.1

(21) Hawk Mazzotta						
1	12:32:09.955	1:51.945	38.478	37.391	36.076	69.8
2	12:33:59.343	1:49.388	36.113	37.213	36.062	140.7
3	12:35:48.749	1:49.406	35.844	37.328	36.234	138.7
4	12:37:38.393	1:49.644	35.980	37.566	36.098	139.7
5	12:39:27.428	1:49.035	36.170	36.930	35.935	136.4
6	12:41:16.071	1:48.643	35.878	36.983	35.782	139.1
7	12:43:04.980	1:48.909	35.991	36.844	36.074	138.0
8	12:44:53.417	1:48.437	35.737	36.874	35.826	140.1

(787) Michael Henao						
1	12:32:13.543	1:54.880	39.207	38.438	37.235	78.7
2	12:34:04.633	1:51.090	36.848	37.948	36.294	139.7
3	12:35:55.909	1:51.276	36.559	38.037	36.680	141.2
4	12:37:46.486	1:50.577	36.482	37.798	36.297	141.3
5	12:39:36.762	1:50.276	36.420	37.510	36.346	141.5
6	12:41:27.135	1:50.373	36.389	37.641	36.343	141.3
7	12:43:17.878	1:50.743	36.492	37.672	36.579	141.8
8	12:45:08.582	1:50.704	36.626	37.957	36.121	139.1

(192) Joel Ohman						
1	12:32:14.014	1:55.130	40.228	38.048	36.854	70.3
2	12:34:06.920	1:52.906	36.908	38.577	37.421	137.2
3	12:35:59.025	1:52.105	36.834	38.087	37.184	141.3
4	12:37:51.666	1:52.641	37.035	38.389	37.217	138.4
5	12:39:44.569	1:52.903	37.333	38.338	37.232	136.9
6	12:41:37.699	1:53.130	37.359	38.311	37.460	137.7
7	12:43:30.287	1:52.588	37.143	38.349	37.096	136.5
8	12:45:22.872	1:52.585	37.220	38.224	37.141	139.3

(45) Rusty Gill						
1	12:32:13.510	1:54.991	39.098	38.476	37.417	74.8
2	12:34:06.924	1:53.414	36.911	38.847	37.656	138.3
3	12:36:01.231	1:54.307	37.585	39.043	37.679	136.2
4	12:37:55.348	1:54.117	37.601	38.879	37.637	137.9
5	12:39:48.770	1:53.422	37.139	38.551	37.732	136.6
6	12:41:42.147	1:53.377	36.957	38.740	37.680	137.3
7	12:43:35.047	1:52.900	36.973	38.492	37.435	137.6
8	12:45:27.759	1:52.712	36.667	38.570	37.475	138.6


(72) Jeff Lane						
1	12:32:17.621	1:57.894	40.452	39.210	38.232	58.3
2	12:34:13.998	1:56.377	38.614	39.411	38.352	132.3
3	12:36:08.889	1:54.891	37.696	39.284	37.911	138.3
4	12:38:03.460	1:54.571	37.882	39.310	37.379	132.6

Race Director

Orbits

Rick Hobbs
Signed _____





MotoAmerica Superbikes at The Ridge

Mission Super Hooligan

The Ridge 2.470 miles

Race 2

6/28/2026 12:30

Race (8 Laps) started at 12:29:45

Lap	Time of Day	Lap Tm	S1	S2	S3	SPD
5	12:39:58.574	1:55.114	38.206	39.157	37.751	133.3
6	12:41:53.499	1:54.925	38.315	39.071	37.539	133.8
7	12:43:47.600	1:54.101	38.057	38.582	37.462	141.0
8	12:45:42.162	1:54.562	37.499	39.213	37.850	137.9

Lap	Time of Day	Lap Tm	S1	S2	S3	SPD
-----	-------------	--------	----	----	----	-----

(417) Jeremy Taubman

1	12:32:17.432	1:58.315	40.854	39.241	38.220	79.4
2	12:34:13.997	1:56.565	38.710	39.291	38.564	134.9
3	12:36:09.736	1:55.739	38.434	39.335	37.970	135.3
4	12:38:05.240	1:55.504	38.521	39.085	37.898	136.1
5	12:40:01.001	1:55.761	38.525	39.007	38.229	138.0
6	12:41:56.952	1:55.951	38.727	39.247	37.977	134.5
7	12:43:52.667	1:55.715	38.352	39.161	38.202	135.3
8	12:45:47.697	1:55.030	38.081	39.180	37.769	131.1

(527) Nathan Aldrich

1	12:32:18.121	1:59.064	41.191	39.850	38.023	75.7
2	12:34:14.692	1:56.571	38.628	39.599	38.344	129.1
3	12:36:10.389	1:55.697	38.172	39.396	38.129	128.2
4	12:38:06.015	1:55.626	38.338	39.267	38.021	131.6
5	12:40:01.294	1:55.279	38.278	38.912	38.089	131.0
6	12:41:57.407	1:56.113	38.558	39.178	38.377	135.8
7	12:43:53.128	1:55.721	38.208	38.970	38.543	134.3
8	12:45:47.965	1:54.837	37.973	38.941	37.923	128.0


(172) Steven Shakespeare

1	12:32:17.841	1:59.014	40.379	39.784	38.851	74.8
2	12:34:14.513	1:56.672	38.771	39.535	38.366	131.0
3	12:36:10.311	1:55.798	38.158	39.434	38.206	134.3
4	12:38:05.793	1:55.482	38.353	39.077	38.052	129.5
5	12:40:01.266	1:55.473	38.317	38.974	38.182	132.6
6	12:41:57.492	1:56.226	38.999	39.217	38.010	133.4
7	12:43:53.078	1:55.586	38.562	38.902	38.122	134.5
8	12:45:48.177	1:55.099	37.889	39.364	37.846	134.3

Race Director _____ Orbits

Rick Hobbs
Signed _____





Mission Super Hooligan

The Ridge 2.470 miles

Race 2

6/28/2026 12:30

Race (8 Laps) started at 12:29:45

Competitors	Laps									
	0	1	2	3	4	5	6	7	8	
Corey Alexander (23)	1	23	23	23	2	2	2	62	62	62
Hunter Dunham (17)	2	17	2	2	74	74	62	2	2	23
Bryce Korbau (74)	3	74	62	62	23	62	74	74	23	74
Andy DiBrino (62)	4	62	74	74	62	23	23	23	74	2
Josh Herrin (2)	5	2	1	1	1	1	1	1	1	95
James Rispoli (1)	6	1	95	95	95	95	95	95	95	1
Robertino Pietri (311)	7	311	311	311	311	311	311	311	311	311
Gus Rodio (95)	8	95	99	99	99	99	99	99	44	44
Ben Gloddy (44)	9	44	21	21	21	44	44	44	99	99
Jeremy McWilliams (99)	10	99	44	44	44	21	21	21	21	21
Kaleb De Keyrel (51)	11	51	45	787	787	787	787	787	787	787
Hawk Mazzotta (21)	12	21	787	192	192	192	192	192	192	192
Rusty Gill (45)	13	45	192	45	45	45	45	45	45	45
Michael Henao (787)	14	787	417	417	72	72	72	72	72	72
Steven Shakespeare (172)	15	172	72	72	417	417	417	417	417	417
Joel Ohman (192)	16	192	172	172	172	172	527	172	527	527
Nathan Aldrich (527)	17	527	527	527	527	527	172	527	172	172
Jeremy Taubman (417)	18	417								
Jeff Lane (72)	19	72								

Race Director _____ Orbits _____

Rick Hobbs

Signed _____