

MotoAmerica Superbikes at Road America

Sorted on Laps

Supersport

Road America 4.050 miles

Race 1

5/30/2026 13:15

Race (11 Laps) started at 13:15:24

Pos	No.	Name	Make	Diff	Total Tm	Best Tm	Sponsor
1	53	Darryn Binder	DUC		25:14.197	2:16.369	Celtic/Economy Lube + Tire/Warhorse
2	2	Josh Herrin	DUC	2.578	25:16.775	2:16.729	Rahal Ducati Moto with Desnuda Organic Tequila
3	19	Kayla Yaakov	DUC	3.150	25:17.347	2:17.049	Rahal Ducati Moto with Droplight
4	241	Maximiliano Gerardo	YAM	8.727	25:22.924	2:17.242	Altus Motorsports
5	4	Joshua Hayes	YAM	11.032	25:25.229	2:17.216	BPR Racing Yamaha
6	26	Dominic Doyle	YAM	16.015	25:30.212	2:17.777	Liberty Yamaha Racing
7	27	Alessandro Di Mario	DUC	23.641	25:37.838	2:18.576	Rahal Ducati Moto with Roller Die & Forming
8	71	Torin Collins	YAM	23.768	25:37.965	2:18.180	Altus Motorsports
9	22	Blake Davis	YAM	23.776	25:37.973	2:18.500	Strack Racing
10	12	Alexander Enriquez	YAM	25.382	25:39.579	2:18.844	3D Motorsports
11	144	Brenden Ketelsen	YAM	32.535	25:46.732	2:18.528	BPR Racing Yamaha
12	70	Tyler Scott	SUZ	32.633	25:46.830	2:16.522	M4 ECSTAR Suzuki
13	47	Avery Dreher	MV	33.869	25:48.066	2:19.477	MP13 Racing/One Cure Racing
14	48	Max VanDenBrouck	SUZ	41.477	25:55.674	2:20.207	SportbikeTrackGear.com
15	59	Jaret Nassaney	YAM	41.775	25:55.972	2:19.916	Altus Motorsports
16	29	Shane Maggs	SUZ	1:02.233	26:16.430	2:22.187	Shane Maggs Racing
17	98	Aiden Sneed	SUZ	1:13.478	26:27.675	2:18.075	3D Motorsports
18	156	Grant Cowan	SUZ	1:16.048	26:30.245	2:23.209	Donut Racing
19	999	Austin Martinez	SUZ	1:16.073	26:30.270	2:23.080	Altus Motorsports
20	190	Ivan Arturo Muñoz Márque	DUC	1:59.526	27:13.723	2:26.937	Carreras Kriscross MmyJ
21	111	Logan Monk	SUZ	2:04.135	27:18.332	2:26.514	MonkMoto

Not classified (75% = 9 Laps)

DNF	35	Carson King	SUZ	DNF	12:39.597	2:22.932	Royalty Racing
DNF	18	Jake Vandal	SUZ	DNF	10:22.964	2:29.563	Cycle Pros Racing
DNS	272	Wristin Grigg	DUC	DNS			Celtic/Economy Lube + Tire by Warhorse

Margin of Victory	Avg. Speed	Best Lap Tm	Best Speed	Best Lap by
2.578	105.918	2:16.369	106.916	53 - Darryn Binder

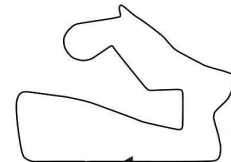
Race Director

Orbits

Rick Hobbs
Signature:

The results are provisional until the end of the time limit for protests and appeals





Supersport

Road America 4.050 miles

Race 1

5/30/2026 13:15

Race (11 Laps) started at 13:15:24

Pos	No.	Name	Make	Best Tm	S1 Best	S2 Best	S3 Best	S4 Best	S5 Best	SPD Best
1	53	Darryn Binder	DUC	2:16.369	32.522	31.862	40.015	31.537		163.3
2	70	Tyler Scott	SUZ	2:16.522	32.445	31.875	39.896	31.466		165.0
3	2	Josh Herrin	DUC	2:16.729	32.586	31.912	40.179	31.467		161.1
4	19	Kayla Yaakov	DUC	2:17.049	32.704	32.138	40.042	31.737		161.7
5	4	Joshua Hayes	YAM	2:17.216	32.708	32.241	40.416	31.720		161.1
6	241	Maximiliano Gerardo	YAM	2:17.242	32.669	32.159	40.354	31.802		163.6
7	26	Dominic Doyle	YAM	2:17.777	32.655	32.541	40.456	31.822		161.7
8	98	Aiden Sneed	SUZ	2:18.075	32.783	32.643	40.469	32.064		163.0
9	71	Torin Collins	YAM	2:18.180	32.954	32.555	40.559	31.972		161.1
10	22	Blake Davis	YAM	2:18.500	32.854	32.661	40.615	31.995		164.0
11	144	Brenden Ketelsen	YAM	2:18.528	32.929	32.760	40.733	31.867		160.4
12	27	Alessandro Di Mario	DUC	2:18.576	32.982	32.559	40.585	32.012		160.7
13	12	Alexander Enriquez	YAM	2:18.844	32.956	32.576	40.834	32.042		163.3
14	47	Avery Dreher	MV	2:19.477	33.305	32.576	40.908	32.179		158.3
15	59	Jaret Nassaney	YAM	2:19.916	33.110	33.063	41.183	32.156		159.5
16	48	Max VanDenBrouck	SUZ	2:20.207	32.970	33.438	41.160	32.166		165.0
17	29	Shane Maggs	SUZ	2:22.187	33.602	33.524	41.717	32.745		158.0
18	999	Austin Martinez	SUZ	2:23.080	33.994	33.645	41.952	33.066		155.0
19	156	Grant Cowan	SUZ	2:23.209	33.844	33.935	41.998	32.875		156.7
20	111	Logan Monk	SUZ	2:26.514	34.347	34.961	43.108	33.854		154.4
21	190	Ivan Arturo Muñoz Márquez	DUC	2:26.937	35.281	34.494	42.972	33.798		150.4
Not classified (75% = 9 Laps)										
DNF	35	Carson King	SUZ	2:22.932	33.919	34.121	42.179	32.713		152.6
DNF	18	Jake Vandal	SUZ	2:29.563	35.618	35.497	43.675	34.360		146.9
DNS	272	Wristin Grigg	DUC							

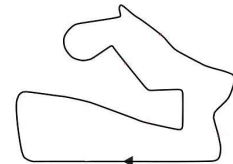
Race Director

Orbits

Rick Hobbs

Signed _____





MotoAmerica Superbikes at Road America

Supersport

Road America 4.050 miles

Race 1

5/30/2026 13:15

Race (11 Laps) started at 13:15:24

Lap	Lap Tm	Diff	Time of Day
(53) Darryn Binder			
1	2:21.855	+5.486	13:17:48.698
2	2:17.194	+0.825	13:20:05.892
3	2:16.514	+0.145	13:22:22.406
4	2:17.376	+1.007	13:24:39.782
5	2:16.851	+0.482	13:26:56.633
6	2:16.913	+0.544	13:29:13.546
7	2:17.104	+0.735	13:31:30.650
8	2:16.725	+0.356	13:33:47.375
9	2:17.192	+0.823	13:36:04.567
10	2:17.357	+0.988	13:38:21.924
11	2:16.369		13:40:38.293

(2) Josh Herrin			
1	2:21.234	+4.505	13:17:47.866
2	2:17.467	+0.738	13:20:05.333
3	2:17.091	+0.362	13:22:22.424
4	2:17.292	+0.563	13:24:39.716
5	2:16.882	+0.153	13:26:56.598
6	2:17.214	+0.485	13:29:13.812
7	2:16.835	+0.106	13:31:30.647
8	2:16.729		13:33:47.376
9	2:17.202	+0.473	13:36:04.578
10	2:17.575	+0.846	13:38:22.153
11	2:18.718	+1.989	13:40:40.871

(19) Kayla Yaakov			
1	2:21.083	+4.034	13:17:47.851
2	2:17.863	+0.814	13:20:05.714
3	2:17.247	+0.198	13:22:22.961
4	2:17.426	+0.377	13:24:40.387
5	2:17.049		13:26:57.436
6	2:17.153	+0.104	13:29:14.589
7	2:17.107	+0.058	13:31:31.696
8	2:17.537	+0.488	13:33:49.233
9	2:17.358	+0.309	13:36:06.591
10	2:17.292	+0.243	13:38:23.883
11	2:17.560	+0.511	13:40:41.443

(241) Maximiliano Gerardo			
1	2:21.749	+4.507	13:17:48.803
2	2:17.874	+0.632	13:20:06.677
3	2:17.317	+0.075	13:22:23.994
4	2:17.910	+0.668	13:24:41.904
5	2:17.489	+0.247	13:26:59.393
6	2:17.445	+0.203	13:29:16.838
7	2:17.242		13:31:34.080
8	2:17.726	+0.484	13:33:51.806
9	2:18.051	+0.809	13:36:09.857
10	2:17.841	+0.599	13:38:27.698
11	2:19.322	+2.080	13:40:47.020

(4) Joshua Hayes			
1	2:22.309	+5.093	13:17:49.234
2	2:17.710	+0.494	13:20:06.944
3	2:17.216		13:22:24.160
4	2:18.180	+0.964	13:24:42.340
5	2:18.692	+1.476	13:27:01.032
6	2:17.857	+0.641	13:29:18.889
7	2:18.252	+1.036	13:31:37.141

8	2:17.660	+0.444	13:33:54.801
9	2:18.184	+0.968	13:36:12.985
10	2:18.151	+0.935	13:38:31.136
11	2:18.189	+0.973	13:40:49.325

(26) Dominic Doyle			
1	2:22.117	+4.340	13:17:49.543
2	2:17.777		13:20:07.320
3	2:18.059	+0.282	13:22:25.379
4	2:18.139	+0.362	13:24:43.518
5	2:17.855	+0.078	13:27:01.373
6	2:17.885	+0.108	13:29:19.258
7	2:18.662	+0.885	13:31:37.920
8	2:18.287	+0.510	13:33:56.207
9	2:18.475	+0.698	13:36:14.682
10	2:19.364	+1.587	13:38:34.046
11	2:20.262	+2.485	13:40:54.308

(27) Alessandro Di Mario			
1	2:23.064	+4.488	13:17:50.866
2	2:18.576		13:20:09.442
3	2:18.782	+0.206	13:22:28.224
4	2:18.923	+0.347	13:24:47.147
5	2:19.016	+0.440	13:27:06.163
6	2:19.332	+0.756	13:29:25.495
7	2:19.656	+1.080	13:31:45.151
8	2:18.898	+0.322	13:34:04.049
9	2:19.259	+0.683	13:36:23.308
10	2:19.217	+0.641	13:38:42.525
11	2:19.409	+0.833	13:41:01.934

(71) Torin Collins			
1	2:22.412	+4.232	13:17:49.835
2	2:18.180		13:20:08.015
3	2:19.024	+0.844	13:22:27.039
4	2:19.479	+1.299	13:24:46.518
5	2:19.977	+1.797	13:27:06.495
6	2:18.703	+0.523	13:29:25.198
7	2:19.924	+1.744	13:31:45.122
8	2:19.184	+1.004	13:34:04.306
9	2:19.208	+1.028	13:36:23.514
10	2:19.162	+0.982	13:38:42.676
11	2:19.394	+1.214	13:41:02.070

(22) Blake Davis			
1	2:24.348	+5.848	13:17:51.517
2	2:18.605	+0.105	13:20:10.122
3	2:18.902	+0.402	13:22:29.024
4	2:18.738	+0.238	13:24:47.762
5	2:18.500		13:27:06.262
6	2:18.875	+0.375	13:29:25.137
7	2:19.788	+1.288	13:31:44.925
8	2:19.149	+0.649	13:34:04.074
9	2:18.940	+0.440	13:36:23.014
10	2:19.314	+0.814	13:38:42.328
11	2:19.741	+1.241	13:41:02.069

(12) Alexander Enriquez			
1	2:23.125	+4.281	13:17:50.996
2	2:19.313	+0.469	13:20:10.309
3	2:18.844		13:22:29.153

4	2:19.223	+0.379	13:24:48.376
5	2:19.430	+0.586	13:27:07.806
6	2:19.428	+0.584	13:29:27.234
7	2:19.758	+0.914	13:31:46.992
8	2:19.190	+0.346	13:34:06.182
9	2:19.294	+0.450	13:36:25.476
10	2:19.107	+0.263	13:38:44.583
11	2:19.092	+0.248	13:41:03.675

(144) Brenden Ketelsen			
1	2:24.325	+5.797	13:17:52.142
2	2:18.903	+0.375	13:20:11.045
3	2:18.528		13:22:29.573
4	2:18.962	+0.434	13:24:48.535
5	2:19.532	+1.004	13:27:08.067
6	2:19.303	+0.775	13:29:27.370
7	2:19.567	+1.039	13:31:46.937
8	2:21.685	+3.157	13:34:08.622
9	2:20.433	+1.905	13:36:29.055
10	2:21.295	+2.767	13:38:50.350
11	2:20.478	+1.950	13:41:10.828

(70) Tyler Scott			
1	2:22.323	+5.801	13:17:48.527
2	2:17.671	+1.149	13:20:06.198
3	2:17.211	+0.689	13:22:23.409
4	2:16.522		13:24:39.931
5	2:17.032	+0.510	13:26:56.963
6	2:17.136	+0.614	13:29:14.099
7	2:16.640	+0.118	13:31:30.739
8	2:16.888	+0.366	13:33:47.627
9	2:16.987	+0.465	13:36:04.614
10	2:44.871	+28.349	13:38:49.485
11	2:21.441	+4.919	13:41:10.926

(47) Avery Dreher			
1	2:23.192	+3.715	13:17:51.382
2	2:19.477		13:20:10.859
3	2:19.490	+0.013	13:22:30.349
4	2:20.252	+0.775	13:24:50.601
5	2:19.884	+0.407	13:27:10.485
6	2:20.383	+0.906	13:29:30.868
7	2:20.352	+0.875	13:31:51.220
8	2:20.127	+0.650	13:34:11.347
9	2:20.301	+0.824	13:36:31.648
10	2:20.479	+1.002	13:38:52.127
11	2:20.035	+0.558	13:41:12.162

(48) Max VanDenBrouck			
1	2:24.553	+4.346	13:17:52.709
2	2:20.347	+0.140	13:20:13.056
3	2:20.715	+0.508	13:22:33.771
4	2:20.207		13:24:53.978
5	2:20.515	+0.308	13:27:14.493
6	2:20.670	+0.463	13:29:35.163
7	2:20.746	+0.539	13:31:55.909
8	2:20.810	+0.603	13:34:16.719
9	2:21.071	+0.864	13:36:37.790
10	2:20.697	+0.490	13:38:58.487
11	2:21.283	+1.076	13:41:19.770

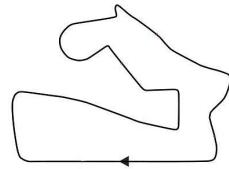
Race Director

Rick Hobbs

Signed _____

Orbits





MotoAmerica Superbikes at Road America

Supersport

Road America 4.050 miles

Race 1

5/30/2026 13:15

Race (11 Laps) started at 13:15:24

Lap	Lap Tm	Diff	Time of Day
(59) Jaret Nassaney			
1	2:24.363	+4.447	13:17:52.175
2	2:21.638	+1.722	13:20:13.813
3	2:20.505	+0.589	13:22:34.318
4	2:20.715	+0.799	13:24:55.033
5	2:19.962	+0.046	13:27:14.995
6	2:19.916		13:29:34.911
7	2:20.815	+0.899	13:31:55.726
8	2:20.796	+0.880	13:34:16.522
9	2:21.094	+1.178	13:36:37.616
10	2:21.488	+1.572	13:38:59.104
11	2:20.964	+1.048	13:41:20.068

Lap	Lap Tm	Diff	Time of Day
(29) Shane Maggs			
1	2:25.411	+3.224	13:17:53.957
2	2:22.195	+0.008	13:20:16.152
3	2:22.945	+0.758	13:22:39.097
4	2:23.269	+1.082	13:25:02.366
5	2:23.429	+1.242	13:27:25.795
6	2:22.187		13:29:47.982
7	2:22.666	+0.479	13:32:10.648
8	2:22.426	+0.239	13:34:33.074
9	2:22.343	+0.156	13:36:55.417
10	2:22.550	+0.363	13:39:17.967
11	2:22.559	+0.372	13:41:40.526

Lap	Lap Tm	Diff	Time of Day
(98) Aiden Sneed			
1	2:23.158	+5.083	13:17:50.210
2	2:18.075		13:20:08.285
3	3:02.143	+44.068	13:23:10.428
4	2:21.414	+3.339	13:25:31.842
5	2:20.513	+2.438	13:27:52.355
6	2:20.386	+2.311	13:30:12.741
7	2:19.866	+1.791	13:32:32.607
8	2:19.833	+1.758	13:34:52.440
9	2:19.684	+1.609	13:37:12.124
10	2:19.226	+1.151	13:39:31.350
11	2:20.421	+2.346	13:41:51.771

Lap	Lap Tm	Diff	Time of Day
(156) Grant Cowan			
1	2:27.356	+4.147	13:17:55.988
2	2:24.161	+0.952	13:20:20.149
3	2:24.345	+1.136	13:22:44.494
4	2:24.017	+0.808	13:25:08.511
5	2:23.750	+0.541	13:27:32.261
6	2:23.831	+0.622	13:29:56.092
7	2:23.495	+0.286	13:32:19.587
8	2:24.268	+1.059	13:34:43.855
9	2:23.209		13:37:07.064
10	2:23.677	+0.468	13:39:30.741
11	2:23.600	+0.391	13:41:54.341

Lap	Lap Tm	Diff	Time of Day
(999) Austin Martinez			
1	2:27.532	+4.452	13:17:56.376
2	2:24.225	+1.145	13:20:20.601
3	2:24.172	+1.092	13:22:44.773
4	2:24.136	+1.056	13:25:08.909
5	2:23.565	+0.485	13:27:32.474
6	2:23.626	+0.546	13:29:56.100
7	2:24.049	+0.969	13:32:20.149
8	2:24.088	+1.008	13:34:44.237

Lap	Lap Tm	Diff	Time of Day
9	2:23.377	+0.297	13:37:07.614
10	2:23.080		13:39:30.694
11	2:23.672	+0.592	13:41:54.366

Lap	Lap Tm	Diff	Time of Day
(190) Ivan Arturo Muñoz Márquez			
1	2:31.357	+4.420	13:18:00.591
2	2:29.255	+2.318	13:20:29.846
3	2:28.170	+1.233	13:22:58.016
4	2:27.972	+1.035	13:25:25.988
5	2:27.447	+0.510	13:27:53.435
6	2:27.479	+0.542	13:30:20.914
7	2:26.937		13:32:47.851
8	2:27.278	+0.341	13:35:15.129
9	2:27.135	+0.198	13:37:42.264
10	2:27.304	+0.367	13:40:09.568
11	2:28.251	+1.314	13:42:37.819

Lap	Lap Tm	Diff	Time of Day
(111) Logan Monk			
1	2:30.906	+4.392	13:17:59.755
2	2:27.994	+1.480	13:20:27.749
3	2:28.282	+1.768	13:22:56.031
4	2:29.101	+2.587	13:25:25.132
5	2:27.424	+0.910	13:27:52.556
6	2:26.514		13:30:19.070
7	2:27.788	+1.274	13:32:46.858
8	2:26.630	+0.116	13:35:13.488
9	2:27.024	+0.510	13:37:40.512
10	2:26.691	+0.177	13:40:07.203
11	2:35.225	+8.711	13:42:42.428

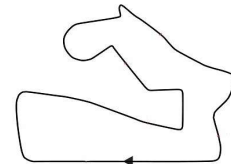
Lap	Lap Tm	Diff	Time of Day
(35) Carson King			
1	2:32.381	+9.449	13:18:01.163
2	2:26.976	+4.044	13:20:28.139
3	2:24.408	+1.476	13:22:52.547
4	2:22.932		13:25:15.479
p5	2:48.214	+25.282	13:28:03.693

Lap	Lap Tm	Diff	Time of Day
(18) Jake Vandal			
1	2:31.548	+1.985	13:18:00.504
2	2:29.563		13:20:30.067
3	2:29.888	+0.325	13:22:59.955
p4	2:47.105	+17.542	13:25:47.060

Race Director Orbits

Rick Hobbs
Signed _____





MotoAmerica Superbikes at Road America

Supersport

Road America 4.050 miles

Race 1

5/30/2026 13:15

Race (11 Laps) started at 13:15:24

Lap	Time of Day	Lap Tm	SPD	S1	S2	S3	S4
(53) Darryn Binder							
1	13:17:48.698	2:21.855	60.8	36.503	32.885	40.507	31.960
2	13:20:05.892	2:17.194	162.3	32.770	32.151	40.481	31.792
3	13:22:22.406	2:16.514	161.4	32.522	32.176	40.277	31.539
4	13:24:39.782	2:17.376	156.1	32.893	32.024	40.508	31.951
5	13:26:56.633	2:16.851	163.3	32.648	32.178	40.015	32.010
6	13:29:13.546	2:16.913	158.6	32.944	31.862	40.264	31.843
7	13:31:30.650	2:17.104	156.1	32.801	32.234	40.128	31.941
8	13:33:47.375	2:16.725	155.3	32.692	31.969	40.300	31.764
9	13:36:04.567	2:17.192	155.8	32.642	32.471	40.222	31.857
10	13:38:21.924	2:17.357	156.4	32.940	32.345	40.535	31.537
11	13:40:38.293	2:16.369	156.7	32.585	31.870	40.276	31.638

Lap	Time of Day	Lap Tm	SPD	S1	S2	S3	S4
(2) Josh Herrin							
1	13:17:47.866	2:21.234	59.2	36.346	32.791	40.240	31.857
2	13:20:05.333	2:17.467	160.4	33.083	32.194	40.323	31.867
3	13:22:22.424	2:17.091	156.1	32.993	32.026	40.291	31.781
4	13:24:39.716	2:17.292	157.6	32.872	32.182	40.369	31.869
5	13:26:56.598	2:16.882	158.0	32.732	31.912	40.305	31.933
6	13:29:13.812	2:17.214	157.3	32.955	32.103	40.179	31.977
7	13:31:30.647	2:16.835	160.7	32.586	31.950	40.363	31.936
8	13:33:47.376	2:16.729	158.3	32.777	32.130	40.313	31.509
9	13:36:04.578	2:17.202	160.7	32.699	32.191	40.474	31.838
10	13:38:22.153	2:17.575	160.1	32.939	32.536	40.633	31.467
11	13:40:40.871	2:18.718	161.1	34.093	32.658	40.304	31.663

Lap	Time of Day	Lap Tm	SPD	S1	S2	S3	S4
(19) Kayla Yaakov							
1	13:17:47.851	2:21.083	62.4	36.217	32.339	40.455	32.072
2	13:20:05.714	2:17.863	156.7	33.162	32.138	40.555	32.008
3	13:22:22.961	2:17.247	158.9	32.931	32.414	40.165	31.737
4	13:24:40.387	2:17.426	161.1	32.788	32.450	40.274	31.914
5	13:26:57.436	2:17.049	161.7	32.764	32.314	40.042	31.929
6	13:29:14.589	2:17.153	160.7	32.883	32.265	40.102	31.903
7	13:31:31.696	2:17.107	161.1	32.704	32.299	40.159	31.945
8	13:33:49.233	2:17.537	161.1	32.930	32.467	40.135	32.005
9	13:36:06.591	2:17.358	159.5	32.791	32.365	40.209	31.993
10	13:38:23.883	2:17.292	159.8	32.905	32.138	40.264	31.985
11	13:40:41.443	2:17.560	159.2	32.755	32.602	40.292	31.911

Lap	Time of Day	Lap Tm	SPD	S1	S2	S3	S4
(241) Maximiliano Gerardo							
1	13:17:48.803	2:21.749	67.6	36.063	32.914	40.656	32.116
2	13:20:06.677	2:17.874	163.6	33.067	32.400	40.487	31.920
3	13:22:23.994	2:17.317	159.2	32.693	32.433	40.354	31.837
4	13:24:41.904	2:17.910	158.9	33.115	32.297	40.696	31.802
5	13:26:59.393	2:17.489	157.3	32.869	32.271	40.396	31.953
6	13:29:16.838	2:17.445	157.0	32.817	32.300	40.482	31.846
7	13:31:34.080	2:17.242	157.3	32.669	32.159	40.478	31.936
8	13:33:51.806	2:17.726	157.0	32.853	32.282	40.636	31.955
9	13:36:09.857	2:18.051	156.7	32.825	32.331	40.885	32.010
10	13:38:27.698	2:17.841	157.0	32.847	32.187	40.900	31.907
11	13:40:47.020	2:19.322	156.1	33.079	32.669	41.141	32.433

Lap	Time of Day	Lap Tm	SPD	S1	S2	S3	S4
(4) Joshua Hayes							
1	13:17:49.234	2:22.309	64.2	36.619	32.869	40.834	31.987
2	13:20:06.944	2:17.710	160.1	32.884	32.471	40.464	31.891
3	13:22:24.160	2:17.216	160.1	32.708	32.288	40.500	31.720
4	13:24:42.340	2:18.180	161.1	33.367	32.322	40.627	31.864
5	13:27:01.032	2:18.692	158.6	33.092	32.399	41.075	32.126
6	13:29:18.889	2:17.857	156.4	33.017	32.380	40.463	31.997
7	13:31:37.141	2:18.252	156.1	33.169	32.615	40.490	31.978
8	13:33:54.801	2:17.660	156.4	33.079	32.241	40.416	31.924
9	13:36:12.985	2:18.184	156.1	33.094	32.573	40.553	31.964
10	13:38:31.136	2:18.151	156.4	33.247	32.281	40.685	31.938
11	13:40:49.325	2:18.189	155.5	33.182	32.511	40.599	31.897

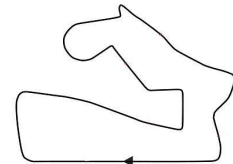
Lap	Time of Day	Lap Tm	SPD	S1	S2	S3	S4
(26) Dominic Doyle							
1	13:17:49.543	2:22.117	72.5	36.422	33.007	40.658	32.030

Lap	Time of Day	Lap Tm	SPD	S1	S2	S3	S4
2	13:20:07.320	2:17.777	161.7	32.713	32.715	40.476	31.873
3	13:22:25.379	2:18.059	160.4	32.655	32.680	40.768	31.956
4	13:24:43.518	2:18.139	158.6	32.918	32.596	40.590	32.035
5	13:27:01.373	2:17.855	158.3	32.915	32.541	40.577	31.822
6	13:29:19.258	2:17.885	160.4	32.902	32.597	40.456	31.930
7	13:31:37.920	2:18.662	160.1	33.032	32.881	40.581	32.168
8	13:33:56.207	2:18.287	158.9	32.967	32.725	40.573	32.022
9	13:36:14.682	2:18.475	158.0	33.022	32.671	40.721	32.061
10	13:38:34.046	2:19.364	158.3	33.517	32.858	40.871	32.118
11	13:40:54.308	2:20.262	157.3	33.479	33.035	41.338	32.410

Lap	Time of Day	Lap Tm	SPD	S1	S2	S3	S4
(27) Alessandro Di Mario							
1	13:17:50.866	2:23.064	74.4	36.357	33.665	40.848	32.194
2	13:20:09.442	2:18.576	160.4	33.040	32.844	40.585	32.107
3	13:22:28.224	2:18.782	158.6	32.982	32.820	40.891	32.089
4	13:24:47.147	2:18.923	158.0	33.094	33.036	40.755	32.038
5	13:27:06.163	2:19.016	158.6	33.130	33.002	40.719	32.165
6	13:29:25.495	2:19.332	156.4	33.322	33.073	40.840	32.097
7	13:31:45.151	2:19.656	160.1	33.251	33.197	41.122	32.086
8	13:34:04.049	2:18.898	160.7	33.064	32.681	40.828	32.325
9	13:36:23.308	2:19.259	157.0	32.987	33.151	40.895	32.226
10	13:38:42.525	2:19.217	158.9	33.724	32.559	40.922	32.012
11	13:41:01.934	2:19.409	159.2	33.038	33.115	41.009	32.247

Lap	Time of Day	Lap Tm	SPD	S1	S2	S3	S4
(71) Torin Collins							
1	13:17:49.835	2:22.412	69.8	36.224	33.437	40.779	31.972
2	13:20:08.015	2:18.180	160.4	32.954	32.570	40.559	32.097
3	13:22:27.039	2:19.024	157.3	33.389	32.555	40.897	32.183
4	13:24:46.518	2:19.479	156.1	33.415	32.962	40.878	32.224
5	13:27:06.495	2:19.977	155.5	33.378	32.972	41.118	32.509
6	13:29:25.198	2:18.703	159.8	33.142	32.574	40.835	32.152
7	13:31:45.122	2:19.924	158.6	33.332	33.114	41.167	32.311
8	13:34:04.306	2:19.184	157.0	33.207	32.842	41.085	32.050
9	13:36:23.514	2:19.208	158.9	33.031	33.048	41.040	32.089
10	13:38:42.676	2:19.162	160.1	33.539	32.676	40.970	31.977
11	13:41:02.070	2:19.394	161.1	33.047	32.651	40.954	32.742

Lap	Time of Day	Lap Tm	SPD	S1	S2	S3	S4
(22) Blake Davis							
1	13:17:51.517	2:24.348	69.3	37.720	33.714	40.870	32.044
2	13:20:10.122	2:18.605	164.0	33.012	32.834	40.615	32.144
3	13:22:29.024	2:18.902	158.3	33.023	32.806	40.793	32.280
4	13:24:47.762	2:18.738	158.6	33.026	32.986	40.696	32.030
5	13:27:06.262	2:18.500	159.5	32.854	33.003	40.648	31.995
6	13:29:25.137	2:18.875	161.4	33.039	32.728	40.808	32.300
7	13:31:44.925	2:19.788	155.3	33.253	33.015	41.202	32.318
8	13:34:04.074	2:19.149	154.1	33.162	32.982	40.775	32.230
9	13:36:23.014	2:18.940	154.1	32.963	32.866	40.916	32.195
10	13:38:42.328	2:19.314	155.0	33.357	32.798	40.905	32.254
11	13:41:02.069	2:19.741	154.4				



MotoAmerica Superbikes at Road America

Supersport

Road America 4.050 miles

Race 1

5/30/2026 13:15

Race (11 Laps) started at 13:15:24

Lap	Time of Day	Lap Tm	SPD	S1	S2	S3	S4
5	13:27:08.067	2:19.532	160.4	33.135	32.954	41.160	32.283
6	13:29:27.370	2:19.303	158.0	33.074	32.821	41.307	32.101
7	13:31:46.937	2:19.567	158.9	33.176	32.945	41.061	32.385
8	13:34:08.622	2:21.685	153.5	33.276	32.848	41.031	34.530
9	13:36:29.055	2:20.433	154.4	33.421	33.329	41.068	32.615
10	13:38:50.350	2:21.295	154.1	34.119	32.948	41.613	32.615
11	13:41:10.828	2:20.478	155.8	33.383	33.407	41.375	32.313

(70) Tyler Scott

Lap	Time of Day	Lap Tm	SPD	S1	S2	S3	S4
1	13:17:48.527	2:22.323	57.3	36.722	32.871	40.567	32.163
2	13:20:06.198	2:17.671	161.1	32.924	32.567	40.335	31.845
3	13:22:23.409	2:17.211	163.3	32.487	32.730	40.174	31.820
4	13:24:39.931	2:16.522	162.0	32.445	32.045	40.256	31.776
5	13:26:56.963	2:17.032	165.0	32.656	32.408	40.179	31.789
6	13:29:14.099	2:17.136	162.0	32.918	32.280	40.132	31.806
7	13:31:30.739	2:16.640	162.7	32.565	32.228	40.117	31.730
8	13:33:47.627	2:16.888	162.7	33.651	31.875	39.896	31.466
9	13:36:04.614	2:16.987	162.7	32.607	32.492	40.271	31.617
10	13:38:49.485	2:44.871	161.1	53.013	33.846	43.647	34.365
11	13:41:10.926	2:21.441	158.9	34.066	33.383	41.808	32.184

(47) Avery Dreher

Lap	Time of Day	Lap Tm	SPD	S1	S2	S3	S4
1	13:17:51.382	2:23.192	79.6	36.753	32.979	41.281	32.179
2	13:20:10.859	2:19.477	158.3	33.703	32.576	40.987	32.211
3	13:22:30.349	2:19.490	156.7	33.333	32.939	40.960	32.258
4	13:24:50.601	2:20.252	155.5	33.305	33.539	41.045	32.363
5	13:27:10.485	2:19.884	154.1	33.463	32.939	41.001	32.481
6	13:29:30.868	2:20.383	154.1	33.507	32.939	41.296	32.641
7	13:31:51.220	2:20.352	153.8	33.664	32.917	41.269	32.502
8	13:34:11.347	2:20.127	153.5	33.631	32.987	40.929	32.580
9	13:36:31.648	2:20.301	153.8	33.709	33.054	40.908	32.630
10	13:38:52.127	2:20.479	153.5	33.735	32.904	41.156	32.684
11	13:41:12.162	2:20.035	154.1	33.426	33.110	40.956	32.543

(48) Max VanDenBrouck

Lap	Time of Day	Lap Tm	SPD	S1	S2	S3	S4
1	13:17:52.709	2:24.553	79.7	36.693	34.352	41.306	32.202
2	13:20:13.056	2:20.347	165.0	32.970	33.994	41.160	32.223
3	13:22:33.771	2:20.715	161.1	33.029	33.517	41.920	32.249
4	13:24:53.978	2:20.207	160.1	33.298	33.554	41.189	32.166
5	13:27:14.493	2:20.515	160.4	33.123	33.716	41.412	32.264
6	13:29:35.163	2:20.670	159.8	33.317	33.687	41.467	32.199
7	13:31:55.909	2:20.746	163.0	33.361	33.456	41.678	32.251
8	13:34:16.719	2:20.810	163.3	33.027	33.438	41.956	32.389
9	13:36:37.790	2:21.071	163.0	33.112	33.518	41.918	32.523
10	13:38:58.487	2:20.697	163.0	33.413	33.508	41.491	32.285
11	13:41:19.770	2:21.283	160.4	33.285	33.795	41.677	32.526

(59) Jaret Nassaney

Lap	Time of Day	Lap Tm	SPD	S1	S2	S3	S4
1	13:17:52.175	2:24.363	74.5	36.657	33.954	41.297	32.455
2	13:20:13.813	2:21.638	159.5	33.200	34.444	41.780	32.214
3	13:22:34.318	2:20.505	155.5	33.212	33.063	41.717	32.513
4	13:24:55.033	2:20.715	155.8	33.220	33.194	41.888	32.413
5	13:27:14.995	2:19.962	155.3	33.281	33.342	41.183	32.156
6	13:29:34.911	2:19.916	155.8	33.194	33.181	41.243	32.298
7	13:31:55.726	2:20.815	153.8	33.544	33.492	41.279	32.500
8	13:34:16.522	2:20.796	153.2	33.529	33.318	41.471	32.478
9	13:36:37.616	2:21.094	154.4	33.665	33.332	41.497	32.600
10	13:38:59.104	2:21.488	153.8	33.945	33.531	41.802	32.210
11	13:41:20.068	2:20.964	156.1	33.110	33.568	41.778	32.508

(29) Shane Maggs

Lap	Time of Day	Lap Tm	SPD	S1	S2	S3	S4
1	13:17:53.957	2:25.411	81.4	36.661	34.254	41.751	32.745
2	13:20:16.152	2:22.195	158.0	33.602	34.064	41.726	32.803
3	13:22:39.097	2:22.945	155.3	33.643	34.023	42.267	33.012
4	13:25:02.366	2:23.269	154.4	33.918	34.197	42.246	32.908
5	13:27:25.795	2:23.429	154.7	33.948	34.099	42.362	33.020
6	13:29:47.982	2:22.187	154.1	33.930	33.619	41.717	32.921
7	13:32:10.648	2:22.666	154.7	33.776	33.892	41.919	33.079

Lap	Time of Day	Lap Tm	SPD	S1	S2	S3	S4
8	13:34:33.074	2:22.426	154.7	34.041	33.524	41.958	32.903
9	13:36:55.417	2:22.343	152.4	33.771	33.801	41.829	32.942
10	13:39:17.967	2:22.550	154.4	33.788	33.672	42.260	32.830
11	13:41:40.526	2:22.559	153.5	33.807	33.640	42.203	32.909

(98) Aiden Sneed

Lap	Time of Day	Lap Tm	SPD	S1	S2	S3	S4
1	13:17:50.210	2:23.158	66.8	36.586	33.746	40.762	32.064
2	13:20:08.285	2:18.075	163.0	32.828	32.643	40.469	32.135
3	13:23:10.428	3:02.143	162.0	32.783	32.705	1:22.928	33.727
4	13:25:31.842	2:21.414	156.1	33.542	33.633	41.524	32.715
5	13:27:52.355	2:20.513	157.6	33.312	33.066	41.375	32.760
6	13:30:12.741	2:20.386	157.6	33.186	33.182	41.402	32.616
7	13:32:32.607	2:19.866	157.0	33.213	32.888	41.132	32.633
8	13:34:52.440	2:19.833	157.3	33.065	32.908	41.208	32.652
9	13:37:12.124	2:19.684	157.3	33.021	32.752	41.350	32.561
10	13:39:31.350	2:19.226	158.3	33.067	32.691	41.236	32.232
11	13:41:51.771	2:20.421	160.7	33.350	32.659	41.451	32.961

(156) Grant Cowan

Lap	Time of Day	Lap Tm	SPD	S1	S2	S3	S4
1	13:17:55.988	2:27.356	84.4	37.257	34.443	42.260	33.396
2	13:20:20.149	2:24.161	156.7	33.992	34.334	42.490	33.345
3	13:22:44.494	2:24.345	154.7	33.844	34.405	42.629	33.467
4	13:25:08.511	2:24.017	153.8	34.225	34.387	42.281	33.124
5	13:27:32.261	2:23.750	154.7	33.980	34.261	42.166	33.343
6	13:29:56.092	2:23.831	154.1	34.325	34.633	41.998	32.875
7	13:32:19.587	2:23.495	155.3	33.880	34.225	42.274	33.116
8	13:34:43.855	2:24.268	154.7	34.284	34.422	42.175	33.387
9	13:37:07.064	2:23.209	154.7	33.992	34.179	42.057	32.981
10	13:39:30.741	2:23.677	155.0	33.862	34.173	42.499	33.143
11	13:41:54.341	2:23.600	155.8	33.874	33.935	42.068	33.723

(999) Austin Martinez

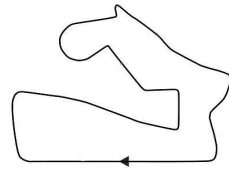
Lap	Time of Day	Lap Tm	SPD	S1	S2	S3	S4
1	13:17:56.376	2:27.532	80.6	37.487	34.453	42.182	33.410
2	13:20:20.601	2:24.225	155.0	34.067	34.063	42.502	33.593
3	13:22:44.773	2:24.172	153.5	34.056	34.345	42.324	33.447
4	13:25:08.909	2:24.136	154.1	34.290	34.099	42.490	33.257
5	13:27:32.474	2:23.565	153.8	34.013	34.072	42.169	33.311
6	13:29:56.100	2:23.626	154.1	34.331	33.729	42.147	33.419
7	13:32:20.149	2:24.049	151.2	34.174	34.084	42.340	33.451
8	13:34:44.237	2:24.088	152.6	33.994	33.659	42.705	33.730
9	13:37:07.614	2:23.377	154.4	34.056	33.897	42.315	33.109
10	13:39:30.694	2:23.080	153.2	34.237	33.825	41.952	33.066
11	13:41:54.366	2:23.672	152.1	34.291	33.645	42.033	33.703

(190) Ivan Arturo Muñoz Márquez

Lap	Time of Day	Lap Tm	SPD	S1	S2	S3	S4
1	13:18:00.591	2:31.357	87.8	38.007	35.448	43.916	33.986
2	13:20:29.846	2:29.255	150.4	35.517	35.966	43.525	34.247
3	13:22:58.016	2:28.170	148.5	35.594	34.868	43.636	34.072
4	13:25:25.988	2:27.972	146.6	35.544	34.930	43.407	34.091
5	13:27:53.435	2:27.447	148.8	35.481	34.871	42.972	34.123
6	13:30:20.914	2:27.479	147.2	35.570	34.566	43.198	34.145
7	13:32:47.851	2:26.937	148.2	35.422	34.570	43.124	33.821
8	13:35:15.129	2:27.278	148.0	35.464	34.884	43.044	33.886
9	13:37:42.264	2:27.135	148.0	35.528	34.494	43.315	33.798
10	13:40:09.568	2:27.304	149.3	35.281	34.819	43.213	33.991
11	13:42:37.819	2:28.251	145.6	35.581	34.901	43.358	34.411

(111) Logan Monk

Lap	Time of Day	Lap Tm	SPD	S1	S2	S3	S4
1	13:17:59.755	2:30.906	88.4	36.990	36.365	43.437	34.114
2	13:20:27.749	2:27.994	154.4	34.542	35.727	43.475	34.250
3	13:22:56.031	2:28.282	152.9	34.733	35.386	43.537	34.626
4	13:25:25.132	2:29.101	151.0	34.9			



MotoAmerica Superbikes at Road America

Supersport

Road America 4.050 miles

Race 1

5/30/2026 13:15

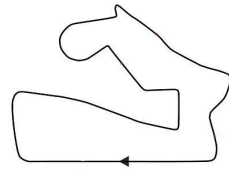
Race (11 Laps) started at 13:15:24

Lap	Time of Day	Lap Tm	SPD	S1	S2	S3	S4	Lap	Time of Day	Lap Tm	SPD	S1	S2	S3	S4
11	13:42:42.428	2:35.225	152.1	35.069	36.387	44.982	38.787								
(35) Carson King															
1	13:18:01.163	2:32.381	73.2	38.749	35.410	44.040	34.182								
2	13:20:28.139	2:26.976	147.2	34.945	34.755	42.890	34.386								
3	13:22:52.547	2:24.408	140.3	34.387	34.262	42.518	33.241								
4	13:25:15.479	2:22.932	148.5	33.919	34.121	42.179	32.713								
p5	13:28:03.693	2:48.214	152.6	36.842	36.886	45.010									
(18) Jake Vandal															
1	13:18:00.504	2:31.548	85.0	37.943	35.551	43.694	34.360								
2	13:20:30.067	2:29.563	146.1	35.618	35.646	43.675	34.624								
3	13:22:59.955	2:29.888	146.9	36.026	35.497	43.701	34.664								
p4	13:25:47.060	2:47.105	139.9	36.396	35.943	44.333									

Race Director _____ Orbits

Rick Hobbs

Signed _____



Supersport

Road America 4.050 miles

Race 1

5/30/2026 13:15

Race (11 Laps) started at 13:15:24

Competitors	Laps												
		0	1	2	3	4	5	6	7	8	9	10	11
Tyler Scott (70)	1	70	19	2	53	2	2	53	2	53	53	53	53
Josh Herrin (2)	2	2	2	19	2	53	53	2	53	2	2	2	2
Kayla Yaakov (19)	3	19	70	53	19	70	70	70	70	70	70	19	19
Darryn Binder (53)	4	53	53	70	70	19	19	19	19	19	19	241	241
Joshua Hayes (4)	5	4	241	241	241	241	241	241	241	241	241	4	4
Aiden Sneed (98)	6	98	4	4	4	4	4	4	4	4	4	26	26
Maximiliano Gerardo (241)	7	241	26	26	26	26	26	26	26	26	26	22	27
Blake Davis (22)	8	22	71	71	71	71	27	22	22	27	22	27	22
Torin Collins (71)	9	71	98	98	27	27	22	71	71	22	27	71	71
Dominic Doyle (26)	10	26	27	27	22	22	71	27	27	71	71	12	12
Alessandro Di Mario (27)	11	27	12	22	12	12	12	12	144	12	12	70	144
Jaret Nassaney (59)	12	59	47	12	144	144	144	144	12	144	144	144	70
Brenden Ketelsen (144)	13	144	22	47	47	47	47	47	47	47	47	47	47
Alexander Enriquez (12)	14	12	144	144	48	48	48	59	59	59	59	48	48
Max VanDenBrouck (48)	15	48	59	48	59	59	59	48	48	48	48	59	59
Avery Dreher (47)	16	47	48	59	29	29	29	29	29	29	29	29	29
Shane Maggs (29)	17	29	29	29	156	156	156	156	156	156	156	999	98
Grant Cowan (156)	18	156	156	156	999	999	999	999	999	999	999	156	156
Carson King (35)	19	35	999	999	35	35	98	98	98	98	98	98	999
Austin Martinez (999)	20	999	111	111	111	111	111	111	111	111	111	111	190
Logan Monk (111)	21	111	18	35	190	190	190	190	190	190	190	190	111
Jake Vandal (18)	22	18	190	190	18	98	35						
Ivan Arturo Muñoz Márquez (190)	23	190	35	18	98	18							
-	24												

Race Director

Orbits

Rick Hobbs

Signed _____

