

Supersport

Road America 4.050 miles

Practice 1

5/29/2026 10:15

Practice (30:00 Time) started at 10:14:58

Pos	No.	Name	Make	Best Tm	In Lap	Diff	Sponsor
1	2	Josh Herrin	DUC	2:17.379	6		Rahal Ducati Moto with Desnuda Organic Tequila
2	4	Joshua Hayes	YAM	2:17.744	10	0.365	BPR Racing Yamaha
3	22	Blake Davis	YAM	2:17.897	5	0.518	Strack Racing
4	53	Darryn Binder	DUC	2:18.422	8	1.043	Celtic/Economy Lube + Tire/Warhorse
5	26	Dominic Doyle	YAM	2:18.468	12	1.089	Liberty Yamaha Racing
6	241	Maximiliano Gerardo	YAM	2:18.632	10	1.253	Altus Motorsports
7	70	Tyler Scott	SUZ	2:18.880	4	1.501	M4 ECSTAR Suzuki
8	19	Kayla Yaakov	DUC	2:18.896	9	1.517	Rahal Ducati Moto with Droplight
9	71	Torin Collins	YAM	2:19.240	10	1.861	Altus Motorsports
10	12	Alexander Enriquez	YAM	2:20.015	8	2.636	3D Motorsports
11	27	Alessandro Di Mario	DUC	2:20.072	7	2.693	Rahal Ducati Moto with Roller Die & Forming
12	98	Aiden Sneed	SUZ	2:20.210	8	2.831	3D Motorsports
13	48	Max VanDenBrouck	SUZ	2:20.225	11	2.846	SportbikeTrackGear.com
14	144	Brenden Ketelsen	YAM	2:20.504	3	3.125	BPR Racing Yamaha
15	35	Carson King	SUZ	2:20.694	12	3.315	Royalty Racing
16	47	Avery Dreher	MV	2:21.092	10	3.713	MP13 Racing/One Cure Racing
17	59	Jaret Nassaney	YAM	2:21.750	4	4.371	Altus Motorsports
18	29	Shane Maggs	SUZ	2:22.989	11	5.610	Shane Maggs Racing
19	999	Austin Martinez	SUZ	2:25.444	4	8.065	Altus Motorsports
20	18	Jake Vandal	SUZ	2:28.839	2	11.460	Cycle Pros Racing
21	156	Grant Cowan	SUZ	2:28.844	3	11.465	Donut Racing
22	190	Ivan Arturo Muñoz Márque	DUC	2:29.898	10	12.519	Carreras Kriscross MmyJ
23	272	Wristin Grigg	DUC	2:32.431	5	15.052	Celtic/Economy Lube + Tire by Warhorse
24	111	Logan Monk	SUZ	2:38.212	3	20.833	MonkMoto
25	127	Edgar Zaragoza	YAM		0		EZ Racing

Announcements

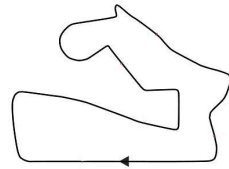
Bike #2, 4 - Speeding on pit lane

Race Director

Orbits

Rick Hobbs

Signed _____



Supersport

Road America 4.050 miles

Practice 1

5/29/2026 10:15

Practice (30:00 Time) started at 10:14:58

Pos	No.	Name	Make	Best Tm	S1 Best	S2 Best	S3 Best	S4 Best	S5 Best	SPD Best
1	2	Josh Herrin	DUC	2:17.379	33.096	32.176	40.092	31.859		160.4
2	4	Joshua Hayes	YAM	2:17.744	32.948	32.285	40.411	31.823		157.6
3	22	Blake Davis	YAM	2:17.897	32.867	32.521	40.301	31.840		160.1
4	53	Darryn Binder	DUC	2:18.422	33.050	32.599	40.893	31.856		157.3
5	26	Dominic Doyle	YAM	2:18.468	32.837	32.518	40.579	32.013		160.7
6	241	Maximiliano Gerardo	YAM	2:18.632	33.099	32.400	40.866	31.984		156.4
7	70	Tyler Scott	SUZ	2:18.880	33.134	32.319	41.027	32.273		158.3
8	19	Kayla Yaakov	DUC	2:18.896	33.088	32.489	40.809	32.305		159.5
9	71	Torin Collins	YAM	2:19.240	33.208	32.582	40.970	32.214		154.7
10	12	Alexander Enriquez	YAM	2:20.015	33.325	33.092	41.170	32.305		159.2
11	27	Alessandro Di Mario	DUC	2:20.072	33.217	33.065	41.181	32.400		158.0
12	98	Aiden Sneed	SUZ	2:20.210	33.018	33.210	41.301	32.538		161.7
13	48	Max VanDenBrouck	SUZ	2:20.225	33.203	33.407	41.195	32.278		161.7
14	144	Brenden Ketelsen	YAM	2:20.504	33.407	33.458	41.357	32.257		160.1
15	35	Carson King	SUZ	2:20.694	33.299	33.627	41.039	32.500		158.3
16	47	Avery Dreher	MV	2:21.092	33.785	32.888	41.178	32.716		153.2
17	59	Jaret Nassaney	YAM	2:21.750	33.582	33.651	41.700	32.574		153.8
18	29	Shane Maggs	SUZ	2:22.989	33.800	34.073	41.920	32.873		157.3
19	999	Austin Martinez	SUZ	2:25.444	34.089	34.532	42.929	33.411		155.3
20	18	Jake Vandal	SUZ	2:28.839	34.886	35.249	43.257	34.141		152.4
21	156	Grant Cowan	SUZ	2:28.844	34.927	35.567	43.326	34.191		154.7
22	190	Ivan Arturo Muñoz Márquez	DUC	2:29.898	35.960	35.420	43.713	34.362		149.9
23	272	Wristin Grigg	DUC	2:32.431	35.668	35.827	45.767	34.857		153.5
24	111	Logan Monk	SUZ	2:38.212	36.147	38.926	46.059	35.448		152.6
25	127	Edgar Zaragoza	YAM							

Announcements

Bike #2, 4 - Speeding on pit lane

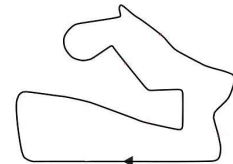
Race Director

Orbits

Rick Hobbs

Signed _____





MotoAmerica Superbikes at Road America

Supersport

Road America 4.050 miles

Practice 1

5/29/2026 10:15

Practice (30:00 Time) started at 10:14:58

Lap	Lap Tm	Diff	Time of Day
(144) Brenden Ketelsen			
1	2:25.249	+4.745	10:20:10.405
2	2:21.794	+1.290	10:22:32.199
3	2:20.504		10:24:52.703
4	2:21.224	+0.720	10:27:13.927
5	2:21.220	+0.716	10:29:35.147
6	2:21.770	+1.266	10:31:56.917
7	2:21.780	+1.276	10:34:18.697
8	2:21.887	+1.383	10:36:40.584
9	2:21.925	+1.421	10:39:02.509
10	2:21.540	+1.036	10:41:24.049
11	2:22.357	+1.853	10:43:46.406
12	2:21.956	+1.452	10:46:08.362

Lap	Lap Tm	Diff	Time of Day
(48) Max VanDenBrouck			
1	2:22.166	+1.941	10:20:00.316
2	2:21.462	+1.237	10:22:21.778
3	2:21.626	+1.401	10:24:43.404
4	2:21.278	+1.053	10:27:04.682
5	2:31.129	+10.904	10:29:35.811
6	2:20.665	+0.440	10:31:56.476
7	2:23.373	+3.148	10:34:19.849
8	2:20.761	+0.536	10:36:40.610
9	2:23.789	+3.564	10:39:04.399
10	2:27.738	+7.513	10:41:32.137
11	2:20.225		10:43:52.362
12	2:26.838	+6.613	10:46:19.200

Lap	Lap Tm	Diff	Time of Day
(26) Dominic Doyle			
1	2:21.244	+2.776	10:20:10.426
2	2:20.546	+2.078	10:22:30.972
3	2:19.517	+1.049	10:24:50.489
4	2:18.849	+0.381	10:27:09.338
5	2:18.672	+0.204	10:29:28.010
6	2:19.969	+1.501	10:31:47.979
7	2:19.158	+0.690	10:34:07.137
p8	2:35.095	+16.627	10:36:42.232
9	2:42.329	+23.861	10:39:24.561
10	2:18.636	+0.168	10:41:43.197
11	2:18.469	+0.001	10:44:01.666
12	2:18.468		10:46:20.134

Lap	Lap Tm	Diff	Time of Day
(35) Carson King			
1	2:27.979	+7.285	10:20:21.030
2	2:25.219	+4.525	10:22:46.249
3	2:23.482	+2.788	10:25:09.731
4	2:22.793	+2.099	10:27:32.524
5	2:22.716	+2.022	10:29:55.240
6	2:22.381	+1.687	10:32:17.621
7	2:22.439	+1.745	10:34:40.060
8	2:23.186	+2.492	10:37:03.246
9	2:21.629	+0.935	10:39:24.875
10	2:20.953	+0.259	10:41:45.828
11	2:20.739	+0.045	10:44:06.567
12	2:20.694		10:46:27.261

Lap	Lap Tm	Diff	Time of Day
(22) Blake Davis			
1	2:20.535	+2.638	10:19:55.916
2	2:18.634	+0.737	10:22:14.550
3	2:24.115	+6.218	10:24:38.665

Lap	Lap Tm	Diff	Time of Day
4	2:19.116	+1.219	10:26:57.781
5	2:17.897		10:29:15.678
p6	4:52.493	+2:34.596	10:34:08.171
7	2:42.485	+24.588	10:36:50.656
8	2:18.945	+1.048	10:39:09.601
9	2:22.260	+4.363	10:41:31.861
10	2:18.318	+0.421	10:43:50.179
11	2:18.014	+0.117	10:46:08.193

Lap	Lap Tm	Diff	Time of Day
(4) Joshua Hayes			
1	2:19.710	+1.966	10:19:57.728
2	2:19.121	+1.377	10:22:16.849
3	2:18.918	+1.174	10:24:35.767
4	2:18.287	+0.543	10:26:54.054
5	2:19.042	+1.298	10:29:13.096
p6	2:33.275	+15.531	10:31:46.371
7	5:11.566	+2:53.822	10:36:57.937
8	2:18.921	+1.177	10:39:16.858
9	2:18.750	+1.006	10:41:35.608
10	2:17.744		10:43:53.352
11	2:18.260	+0.516	10:46:11.612

Lap	Lap Tm	Diff	Time of Day
(29) Shane Maggs			
1	2:27.239	+4.250	10:19:59.125
2	2:25.814	+2.825	10:22:24.939
3	2:24.225	+1.236	10:24:49.164
4	2:24.637	+1.648	10:27:13.801
5	2:24.174	+1.185	10:29:37.975
p6	2:42.896	+19.907	10:32:20.871
7	4:53.127	+2:30.138	10:37:13.998
8	2:23.602	+0.613	10:39:37.600
9	2:23.241	+0.252	10:42:00.841
10	2:23.203	+0.214	10:44:24.044
11	2:22.989		10:46:47.033

Lap	Lap Tm	Diff	Time of Day
(98) Aiden Sneed			
1	2:22.253	+2.043	10:20:04.104
2	2:21.242	+1.032	10:22:25.346
3	2:21.923	+1.713	10:24:47.269
4	2:20.502	+0.292	10:27:07.771
5	2:21.016	+0.806	10:29:28.787
6	2:21.065	+0.855	10:31:49.852
7	2:22.187	+1.977	10:34:12.039
8	2:20.210		10:36:32.249
p9	2:35.814	+15.604	10:39:08.063
10	5:35.694	+3:15.484	10:44:43.757
11	2:20.676	+0.466	10:47:04.433

Lap	Lap Tm	Diff	Time of Day
(47) Avery Dreher			
1	2:27.098	+6.006	10:19:54.768
2	2:22.234	+1.142	10:22:17.002
3	2:27.942	+6.850	10:24:44.944
4	2:21.207	+0.115	10:27:06.151
5	2:21.441	+0.349	10:29:27.592
p6	2:47.511	+26.419	10:32:15.103
7	5:28.976	+3:07.884	10:37:44.079
8	2:21.341	+0.249	10:40:05.420
9	2:21.707	+0.615	10:42:27.127
10	2:21.092		10:44:48.219
11	2:21.621	+0.529	10:47:09.840

Lap	Lap Tm	Diff	Time of Day
(190) Ivan Arturo Muñoz Márquez			
1	2:35.668	+5.770	10:20:44.985
2	2:36.369	+6.471	10:23:21.354
3	2:31.097	+1.199	10:25:52.451
4	2:30.031	+0.133	10:28:22.482
5	2:30.337	+0.439	10:30:52.819
6	2:30.440	+0.542	10:33:23.259
7	2:30.905	+1.007	10:35:54.164
8	2:30.051	+0.153	10:38:24.215
9	2:30.080	+0.182	10:40:54.295
10	2:29.898		10:43:24.193

Lap	Lap Tm	Diff	Time of Day
(241) Maximiliano Gerardo			
1	2:22.278	+3.646	10:19:58.713
p2	3:12.690	+54.058	10:23:11.403
3	5:21.509	+3:02.877	10:28:32.912
4	2:20.779	+2.147	10:30:53.691
5	2:20.338	+1.706	10:33:14.029
6	2:19.703	+1.071	10:35:33.732
7	2:25.128	+6.496	10:37:58.860
8	2:21.606	+2.974	10:40:20.466
9	2:18.856	+0.224	10:42:39.322
10	2:18.632		10:44:57.954

Lap	Lap Tm	Diff	Time of Day
(27) Alessandro Di Mario			
1	4:15.184	+1:55.112	10:22:14.354
2	2:22.093	+2.021	10:24:36.447
3	2:21.091	+1.019	10:26:57.538
4	2:33.046	+12.974	10:29:30.584
5	2:20.441	+0.369	10:31:51.025
6	2:20.370	+0.298	10:34:11.395
7	2:20.072		10:36:31.467
p8	2:35.958	+15.886	10:39:07.425
9	4:20.787	+2:00.715	10:43:28.212
10	2:21.942	+1.870	10:45:50.154

Lap	Lap Tm	Diff	Time of Day
(71) Torin Collins			
1	6:20.703	+4:01.463	10:24:11.814
2	2:20.633	+1.393	10:26:32.447
3	2:24.257	+5.017	10:28:56.704
4	2:20.384	+1.144	10:31:17.088
5	2:19.827	+0.587	10:33:36.915
p6	2:31.403	+12.163	10:36:08.318
7	3:50.472	+1:31.232	10:39:58.790
8	2:19.524	+0.284	10:42:18.314
9	2:19.457	+0.217	10:44:37.771
10	2:19.240		10:46:57.011

Lap	Lap Tm	Diff	Time of Day
(999) Austin Martinez			
1	2:26.089	+0.645	10:20:12.015
2	2:25.629	+0.185	10:22:37.644
3	2:26.469	+1.025	10:25:04.113
4	2:25.444		10:27:29.557
p5	2:51.178	+25.734	10:30:20.735
6	7:01.054	+4:35.610	10:37:21.789
7	2:26.211	+0.767	10:39:48.000
8	2:26.076	+0.632	10:42:14.076
9	2:25.891	+0.447	10:44:39.967
10	2:25.545	+0.101	10:47:05.512

Lap	Lap Tm	Diff	Time of Day
(19) Kayla Yaakov			

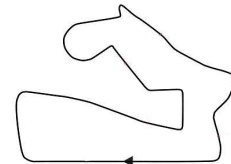
Race Director

Rick Hobbs

Signed _____

Orbits





MotoAmerica Superbikes at Road America

Supersport

Road America 4.050 miles

Practice 1

5/29/2026 10:15

Practice (30:00 Time) started at 10:14:58

Lap	Lap Tm	Diff	Time of Day
1	2:22.449	+3.553	10:20:59.889
2	2:21.100	+2.204	10:23:20.989
3	2:20.981	+2.085	10:25:41.970
4	2:19.850	+0.954	10:28:01.820
5	2:24.622	+5.726	10:30:26.442
p6	2:33.507	+14.611	10:32:59.949
7	7:16.844	+4:57.948	10:40:16.793
8	2:19.158	+0.262	10:42:35.951
9	2:18.896		10:44:54.847
10	2:24.513	+5.617	10:47:19.360

(53) Darryn Binder

1	2:49.842	+31.420	10:27:32.169
2	2:22.047	+3.625	10:29:54.216
3	2:20.564	+2.142	10:32:14.780
4	2:19.245	+0.823	10:34:34.025
p5	3:18.657	+1:00.235	10:37:52.682
6	2:42.115	+23.693	10:40:34.797
7	2:19.114	+0.692	10:42:53.911
8	2:18.422		10:45:12.333

(70) Tyler Scott

1	2:22.125	+3.245	10:21:44.810
2	2:19.805	+0.925	10:24:04.615
3	2:19.559	+0.679	10:26:24.174
4	2:18.880		10:28:43.054
p5	2:35.245	+16.365	10:31:18.299
6	9:32.190	+7:13.310	10:40:50.489
7	2:21.191	+2.311	10:43:11.680
p8	2:30.616	+11.736	10:45:42.296

(12) Alexander Enriquez

1	2:25.019	+5.004	10:20:10.514
2	2:21.482	+1.467	10:22:31.996
3	2:20.451	+0.436	10:24:52.447
p4	2:35.598	+15.583	10:27:28.045
5	12:04.268	+9:44.253	10:39:32.313
6	2:21.132	+1.117	10:41:53.445
7	2:20.301	+0.286	10:44:13.746
8	2:20.015		10:46:33.761

(2) Josh Herrin

1	4:50.606	+2:33.227	10:22:46.572
2	2:17.890	+0.511	10:25:04.462
p3	2:27.617	+10.238	10:27:32.079
4	10:33.427	+8:16.048	10:38:05.506
5	2:18.954	+1.575	10:40:24.460
6	2:17.379		10:42:41.839
7	2:17.683	+0.304	10:44:59.522

(18) Jake Vandal

1	2:29.891	+1.052	10:20:51.226
2	2:28.839		10:23:20.065
p3	2:43.470	+14.631	10:26:03.535
4	10:57.946	+8:29.107	10:37:01.481
5	2:28.986	+0.147	10:39:30.467
p6	2:48.107	+19.268	10:42:18.574

(156) Grant Cowan

1	2:32.109	+3.265	10:20:21.077
2	2:29.607	+0.763	10:22:50.684

Lap	Lap Tm	Diff	Time of Day
3	2:28.844		10:25:19.528
4	2:28.654	-0.190	10:27:48.182
p5	2:51.402	+22.558	10:30:39.584

(272) Wristin Grigg

p1	7:38.054	+5:05.623	10:23:17.235
2	3:00.001	+27.570	10:26:17.236
p3	8:25.916	+5:53.485	10:34:43.152
4	3:15.416	+42.985	10:37:58.568
5	2:32.431		10:40:30.999

(59) Jaret Nassaney

1	13:41.958	+11:20.208	10:36:55.847
2	2:23.998	+2.248	10:39:19.845
3	2:23.319	+1.569	10:41:43.164
4	2:21.750		10:44:04.914
5	2:22.330	+0.580	10:46:27.244

(111) Logan Monk

1	18:51.102	+16:12.890	10:38:00.435
2	2:40.674	+2.462	10:40:41.109
3	2:38.212		10:43:19.321
4	2:38.405	+0.193	10:45:57.726

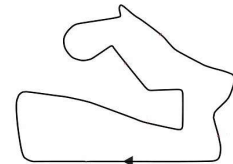
Lap	Lap Tm	Diff	Time of Day
-----	--------	------	-------------

Race Director

Rick Hobbs

Signed _____

Orbits



MotoAmerica Superbikes at Road America

Supersport

Road America 4.050 miles

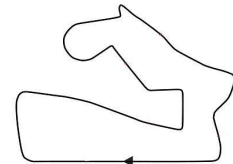
Practice 1

5/29/2026 10:15

Practice (30:00 Time) started at 10:14:58

Lap	Time of Day	Lap Tm	SPD	S1	S2	S3	S4
(2) Josh Herrin							
1	10:22:46.572	4:50.606					32.330
2	10:25:04.462	2:17.890					31.867
p3	10:27:32.079	2:27.617	160.4	33.463	32.512	40.230	
4	10:38:05.506	10:33.427			33.181	40.434	32.065
5	10:40:24.460	2:18.954	158.9	34.282	32.483	40.330	31.859
6	10:42:41.839	2:17.379	158.6	33.096	32.176	40.147	31.960
7	10:44:59.522	2:17.683	159.2	33.393	32.324	40.092	31.874
(4) Joshua Hayes							
1	10:19:57.728	2:19.710	155.3	33.646	33.094	40.748	32.222
2	10:22:16.849	2:19.121	155.0	33.265	33.125	40.638	32.093
3	10:24:35.767	2:18.918	155.5	33.304	32.630	40.820	32.164
4	10:26:54.054	2:18.287	155.5	33.228	32.593	40.492	31.974
5	10:29:13.096	2:19.042	155.0	33.292	32.575	40.880	32.295
p6	10:31:46.371	2:33.275	155.0	33.638	32.974	41.554	
7	10:36:57.937	5:11.566			33.611	41.736	32.239
8	10:39:16.858	2:18.921	155.8	33.076	32.789	40.733	32.323
9	10:41:35.608	2:18.750	155.5	33.170	32.863	40.645	32.072
10	10:43:53.352	2:17.744	156.1	33.225	32.285	40.411	31.823
11	10:46:11.612	2:18.260	157.6	32.948	32.503	40.640	32.169
(22) Blake Davis							
1	10:19:55.916	2:20.535	155.5	33.551	33.404	41.111	32.469
2	10:22:14.550	2:18.634	155.3	33.068	32.952	40.774	31.840
3	10:24:38.665	2:24.115	160.1	34.635	35.886	41.251	32.343
4	10:26:57.781	2:19.116	155.3	33.241	33.319	40.567	31.989
5	10:29:15.678	2:17.897	160.1	32.979	32.521	40.526	31.871
p6	10:34:08.171	4:52.493	155.0	32.867	34.498	40.767	
7	10:36:50.656	2:42.485			34.638	40.888	32.360
8	10:39:09.601	2:18.945	155.5	33.229	32.824	40.681	32.211
9	10:41:31.861	2:22.260	155.8	33.023	32.710	41.051	35.476
10	10:43:50.179	2:18.318	155.3	33.050	32.693	40.539	32.036
11	10:46:08.193	2:18.014	156.1	32.939	32.618	40.301	32.156
(53) Darryn Binder							
1	10:27:32.169	2:49.842			35.217	43.000	33.027
2	10:29:54.216	2:22.047	156.4	33.673	33.561	42.369	32.444
3	10:32:14.780	2:20.564					32.353
4	10:34:34.025	2:19.245	156.1	33.104	32.869	41.237	32.035
p5	10:37:52.682	3:18.657	157.0	33.678	33.169	41.592	
6	10:40:34.797	2:42.115			33.433	41.678	32.117
7	10:42:53.911	2:19.114	157.3	33.050	33.054	40.965	32.045
8	10:45:12.333	2:18.422	157.3	33.074	32.599	40.893	31.856
(26) Dominic Doyle							
1	10:20:10.426	2:21.244	160.7	33.723	33.323	41.287	32.911
2	10:22:30.972	2:20.546	159.5	33.544	33.210	41.297	32.495
3	10:24:50.489	2:19.517	157.0	33.295	32.687	40.989	32.546
4	10:27:09.338	2:18.849	157.3	33.262	32.678	40.754	32.155
5	10:29:28.010	2:18.672	157.6	32.837	32.705	41.058	32.072
6	10:31:47.979	2:19.969	158.6	33.511	32.739	41.325	32.394
7	10:34:07.137	2:19.158	155.5	33.390	32.594	41.015	32.159
p8	10:36:42.232	2:35.095	155.8	33.413	32.518	42.226	
9	10:39:24.561	2:42.329			33.472	40.801	32.290
10	10:41:43.197	2:18.636	156.7	33.089	32.638	40.579	32.330
11	10:44:01.666	2:18.469	159.5	33.131	32.668	40.631	32.039
12	10:46:20.134	2:18.468	157.3	33.032	32.775	40.648	32.013
(241) Maximiliano Gerardo							
1	10:19:58.713	2:22.278	155.5	34.030	33.737	41.692	32.819
p2	10:23:11.403	3:12.690	155.3	33.232	32.944	40.866	
3	10:28:32.912	5:21.509			34.227	44.223	36.997
4	10:30:53.691	2:20.779	153.2	33.773	33.264	41.432	32.310
5	10:33:14.029	2:20.338	156.4	33.768	33.038	41.179	32.353
6	10:35:33.732	2:19.703	153.5	33.758	32.687	41.026	32.232
7	10:37:58.860	2:25.128	153.8	33.510	32.621	42.114	36.883

Lap	Time of Day	Lap Tm	SPD	S1	S2	S3	S4
8	10:40:20.466	2:21.606	151.8	34.676	33.121	41.419	32.390
9	10:42:39.322	2:18.856	154.7	33.248	32.400	41.077	32.131
10	10:44:57.954	2:18.632	155.8	33.099	32.678	40.871	31.984
(70) Tyler Scott							
1	10:21:44.810	2:22.125	157.6	33.772	33.446	41.926	32.981
2	10:24:04.615	2:19.805	157.3	33.475	32.615	41.250	32.465
3	10:26:24.174	2:19.559	157.6	33.277	32.674	41.275	32.333
4	10:28:43.054	2:18.880	157.3	33.233	32.347	41.027	32.273
p5	10:31:18.299	2:35.245	157.3	33.134	32.319	46.920	
6	10:40:50.489	9:32.190			34.356	42.713	32.757
7	10:43:11.680	2:21.191	158.3	33.141	32.445	42.789	32.816
p8	10:45:42.296	2:30.616	158.3	33.160	32.692	41.138	
(19) Kayla Yaakov							
1	10:20:59.889	2:22.449					33.092
2	10:23:20.989	2:21.100					32.930
3	10:25:41.970	2:20.981					32.730
4	10:28:01.820	2:19.850	157.3	33.420	32.725	41.204	32.501
5	10:30:26.442	2:24.622	157.0	33.428	35.269	43.356	32.569
p6	10:32:59.949	2:33.507	157.6	33.361	32.670	42.139	
7	10:40:16.793	7:16.844			33.230	41.934	32.607
8	10:42:35.951	2:19.158	157.3	33.267	32.578	41.008	32.305
9	10:44:54.847	2:18.896	158.0	33.208	32.489	40.809	32.390
10	10:47:19.360	2:24.513	158.0	33.088	33.209	41.216	37.000
(71) Torin Collins							
1	10:24:11.814	6:20.703			36.133	41.805	32.990
2	10:26:32.447	2:20.633	154.1	33.603	33.272	41.312	32.446
3	10:28:56.704	2:24.257	153.8	34.301	33.186	43.857	32.913
4	10:31:17.088	2:20.384	153.2	33.536	33.160	41.335	32.353
5	10:33:36.915	2:19.827	154.1	33.414	32.725	41.281	32.407
p6	10:36:08.318	2:31.403	154.1	33.511	34.003	42.054	
7	10:39:58.790	3:50.472			33.294	41.243	32.276
8	10:42:18.314	2:19.524	154.1	33.292	32.582	41.370	32.280
9	10:44:37.771	2:19.457	154.7	33.208	32.782	41.253	32.214
10	10:46:57.011	2:19.240	154.4	33.354	32.674	40.970	32.242
(12) Alexander Enriquez							
1	10:20:10.514	2:25.019	159.2	34.499	35.331	41.993	33.196
2	10:22:31.996	2:21.482	156.7	33.693	33.523	41.486	32.780
3	10:24:52.447	2:20.451	157.3	33.584	33.146	41.284	32.437
4	10:27:28.045	2:35.598	157.3	34.086	33.800	41.459	
p5	10:39:32.313	12:04.268			33.756	41.625	32.533
6	10:41:53.445	2:21.132	156.1	33.719	33.490	41.301	32.622
7	10:44:13.746	2:20.301	156.1	33.540	33.092	41.364	32.305
8	10:46:33.761	2:20.015	156.7	33.325	33.131	41.170	32.389
(27) Alessandro Di Mario							
1	10:22:14.354	4:15.184					33.245
2	10:24:36.447	2:22.093					32.630
3	10:26:57.538	2:21.091	157.6	33.606	33.193	41.651	32.641
4	10:29:30.584	2:33.046	155.8	33.567	38.656	48.384	32.439
5	10:31:51.025	2:20.441	157.6	33.387	33.142	41.363	32.549
6	10:34:11.395	2:20.370	158.0	33.484	33.267	41.181	32.438
7	10:36:31.467	2:20.072	156.1	33.419	33.065	41.188	32.400
p8	10:39:07.425	2:35.958	156.1	37.071	34.890	42.564	
9	10:43:28.212	4:20.787			34.082	41.563	32.915
10	10:45:50.154	2:21.942	157.3	33.217	34.493	41.649	32.583
(98) Aiden Sneed							
1	10:20:04.104	2:22.253	159.2	33.702	33.740	41.979	32.832
2	10:22:25.346	2:21.242	160.1	33.298	33.507	41.896	32.541
3	10:24:47.269	2:21.923	161.7	33.263	33.587	42.361	32.712
4	10:27:07.771	2:20.502	160.7	33.248	33.247	41.301	32.706
5	10:29:28.787	2:21.016	160.1	33.073	33.535	41.749	32.659
6	10:31:49.852	2:21.065	161.1	33.124	33.762	41.485	



MotoAmerica Superbikes at Road America

Supersport

Road America 4.050 miles

Practice 1

5/29/2026 10:15

Practice (30:00 Time) started at 10:14:58

Lap	Time of Day	Lap Tm	SPD	S1	S2	S3	S4
8	10:36:32.249	2:20.210	161.4	33.018	33.332	41.322	32.538
p9	10:39:08.063	2:35.814	160.7	35.204	36.458	42.937	
10	10:44:43.757	5:35.694			34.344	42.025	32.964
11	10:47:04.433	2:20.676	160.1	33.381	33.210	41.310	32.775

(48) Max VanDenBrouck

1	10:20:00.316	2:22.166	161.1	33.629	33.998	42.024	32.515
2	10:22:21.778	2:21.462	160.7	33.571	33.703	41.644	32.544
3	10:24:43.404	2:21.626	159.5	33.379	33.911	41.820	32.516
4	10:27:04.682	2:21.278	159.2	33.493	33.644	41.617	32.524
5	10:29:35.811	2:31.129	158.9	33.315	41.957	43.326	32.531
6	10:31:56.476	2:20.665	161.7	33.203	33.632	41.551	32.279
7	10:34:19.849	2:23.373	159.5	34.447	34.474	41.885	32.567
8	10:36:40.610	2:20.761	160.7	33.464	33.407	41.580	32.310
9	10:39:04.399	2:23.789	161.1	33.418	35.847	41.909	32.615
10	10:41:32.137	2:27.738	159.8	33.505	35.737	42.911	35.585
11	10:43:52.362	2:20.225	158.6	33.248	33.504	41.195	32.278
12	10:46:19.200	2:26.838	159.8	34.209	35.212	43.389	34.028

(144) Brenden Ketelsen

1	10:20:10.405	2:25.249	153.8	34.780	35.164	42.021	33.284
2	10:22:32.199	2:21.794	154.4	34.069	33.784	41.458	32.483
3	10:24:52.703	2:20.504	160.1	33.407	33.483	41.357	32.257
4	10:27:13.927	2:21.224	158.9	33.763	33.614	41.410	32.437
5	10:29:35.147	2:21.220	158.6	33.611	33.678	41.481	32.450
6	10:31:56.917	2:21.770	155.3	33.868	34.088	41.506	32.308
7	10:34:18.697	2:21.780	156.1	33.906	33.458	41.540	32.876
8	10:36:40.584	2:21.887	152.6	33.875	33.594	41.744	32.674
9	10:39:02.509	2:21.925	154.4	33.970	33.786	41.481	32.688
10	10:41:24.049	2:21.540	153.2	33.832	33.635	41.468	32.605
11	10:43:46.406	2:22.357	152.6	33.871	34.063	41.584	32.839
12	10:46:08.362	2:21.956	153.5	33.742	34.032	41.493	32.689

(35) Carson King

1	10:20:21.030	2:27.979	153.2	34.151	35.319	43.790	34.719
2	10:22:46.249	2:25.219	157.0	34.259	34.367	42.955	33.638
3	10:25:09.731	2:23.482	154.4	33.898	34.312	42.024	33.248
4	10:27:32.524	2:22.793	155.3	33.956	34.471	41.568	32.798
5	10:29:55.240	2:22.716	158.3	33.635	33.896	42.282	32.903
6	10:32:17.621	2:22.381	155.8	33.921	33.846	41.515	33.099
7	10:34:40.060	2:22.439	154.4	33.926	33.770	41.926	32.817
8	10:37:03.246	2:23.186	155.0	33.673	34.899	41.918	32.696
9	10:39:24.875	2:21.629	156.1	33.757	33.696	41.497	32.679
10	10:41:45.828	2:20.953	157.6	33.403	33.627	41.305	32.618
11	10:44:06.567	2:20.739	155.5	33.536	33.650	41.039	32.514
12	10:46:27.261	2:20.694	156.4	33.299	33.771	41.124	32.500

(47) Avery Dreher

1	10:19:54.768	2:27.098	151.2	34.324	36.405	42.089	34.280
2	10:22:17.002	2:22.234	150.7	34.259	33.426	41.381	33.168
3	10:24:44.944	2:27.942	152.4	33.799	34.902	46.501	32.740
4	10:27:06.151	2:21.207	153.2	33.890	33.367	41.178	32.772
5	10:29:27.592	2:21.441	152.4	33.849	33.128	41.351	33.113
p6	10:32:15.103	2:47.511	150.1	34.048	33.414		
7	10:37:44.079	5:28.976			33.545	42.275	32.994
8	10:40:05.420	2:21.341	151.5	33.963	32.968	41.654	32.756
9	10:42:27.127	2:21.707	152.1	33.785	32.888	42.039	32.995
10	10:44:48.219	2:21.092	151.8	33.948	33.030	41.398	32.716
11	10:47:09.840	2:21.621	152.4	34.062	33.320	41.379	32.860

(59) Jaret Nassaney

1	10:36:55.847	13:41.958			35.342	42.565	33.122
2	10:39:19.845	2:23.998	153.2	34.194	34.376	42.481	32.947
3	10:41:43.164	2:23.319	153.2	34.005	34.081	42.257	32.976
4	10:44:04.914	2:21.750	152.6	33.594	33.651	41.931	32.574
5	10:46:27.244	2:22.330	153.8	33.582	33.751	41.700	33.297

(29) Shane Maggs

--	--	--	--	--	--	--	--

Lap	Time of Day	Lap Tm	SPD	S1	S2	S3	S4
1	10:19:59.125	2:27.239	154.4	35.125	35.906	42.728	33.480
2	10:22:24.939	2:25.814	157.3	34.774	34.837	42.738	33.465
3	10:24:49.164	2:24.225	155.8	34.216	34.752	42.101	33.156
4	10:27:13.801	2:24.637	155.8	34.279	34.328	42.162	33.868
5	10:29:37.975	2:24.174	155.3	34.221	34.475	42.294	33.184
p6	10:32:20.871	2:42.896	155.8	34.264	34.912	43.839	
7	10:37:13.998	4:53.127			34.644	42.286	34.440
8	10:39:37.600	2:23.602	155.3	34.090	34.119	42.201	33.192
9	10:42:00.841	2:23.241	155.8	33.908	34.073	42.045	33.215
10	10:44:24.044	2:23.203	155.3	33.991	34.192	42.147	32.873
11	10:46:47.033	2:22.989	155.5	33.800	34.154	41.920	33.115

(999) Austin Martinez

1	10:20:12.015	2:26.089	155.3	34.246	35.478	42.954	33.411
2	10:22:37.644	2:25.629	154.1	34.089	34.721	43.275	33.544
3	10:25:04.113	2:26.469	150.7	34.417	35.211	43.246	33.595
4	10:27:29.557	2:25.444	151.2	34.347	34.532	42.968	33.597
p5	10:30:20.735	2:51.178	149.3	34.516	35.047	43.382	
6	10:37:21.789	7:01.054			35.106	43.550	33.777
7	10:39:48.000	2:26.211	151.2	34.547	34.696	43.179	33.789
8	10:42:14.076	2:26.076	150.7	34.433	34.881	42.929	33.833
9	10:44:39.967	2:25.891	150.4	34.425	34.835	43.093	33.538
10	10:47:05.512	2:25.545	151.5	34.306	34.608	43.080	33.551

(18) Jake Vandal

1	10:20:12.015	2:29.891	152.1	35.925	36.261	43.564	34.141
2	10:23:20.065	2:28.839	152.4	34.886	35.249	43.834	34.870
p3	10:26:03.535	2:43.470	150.4	34.975	35.300	43.257	
4	10:37:01.481	10:57.946			35.657	43.614	34.180
5	10:39:30.467	2:28.986	151.8	35.082	35.643	43.408	34.853
p6	10:42:18.574	2:48.107	142.0	36.558	35.986	45.128	

(156) Grant Cowan

1	10:20:21.077	2:32.109	154.7	35.972	36.652	44.479	35.006
2	10:22:50.684	2:29.607	154.1	35.590	35.828	43.555	34.634
3	10:25:19.528	2:28.844	154.7	35.565	35.761	43.326	34.192
4	10:27:48.182	2:28.654	153.8	34.927	35.567	43.969	34.191
p5	10:30:39.584	2:51.402	153.5	35.146	36.983	44.352	

(190) Ivan Arturo Muñoz Márquez

1	10:20:44.985	2:35.668	145.3	37.654	37.352	45.048	35.614
2	10:23:21.354	2:36.369	145.6	36.834	36.887	46.263	36.385
3	10:25:52.451	2:31.097	149.9	36.574	35.939	44.108	34.476
4	10:28:22.482	2:30.031	147.2	35.960	35.789	43.713	34.569
5	10:30:52.819	2:30.337	146.4	36.096	36.073	43.806	34.362
6	10:33:23.259	2:30.440	147.7	35.968	35.842	44.108	34.522
7	10:35:54.164	2:30.905	147.4	36.574	35.845	44.004	34.482
8	10:38:24.215	2:30.051	147.4	36.177	35.499	43.894	34.481
9	10:40:54.295	2:30.080	147.7	36.338	35.420	43.881	34.441
10	10:43:24.193	2:29.898	148.5	36.092	35.499	43.805	34.502

(272) Wristin Grigg

p1	10:23:17.235	7:38.054			39.695	48.748	
2	10:26:17.236	3:00.001					35.283
p3	10:34:43.152	8:25.916	152.9	37.454	39.871	51.918	
4	10:37:58.568	3:15.416			37.592	47.515	35.156
5	10:40:30.999	2:32.431	153.5	35.668	35.827	46.079	34.857

(111) Logan Monk

1	10:38:00.435	18:51.102			40.002	50.789	36.112
2	10:40:41.109	2:40.674	152.6	39.277	38.926	46.643	35.828
3	10:43:19.321	2:38.212	151.8	36.147	40.558	46.059	35.448
4	10:45:57.726	2:38.405	151.0	36.230	39.645	46.272	36.258

Race Director

Rick Hobbs

Signed _____

Orbits

