

MotoAmerica Superbikes at Road America

Sorted on Laps

QUAD LOCK Superbike

Road America 4.050 miles

Race 2

5/31/2026 15:12

Race (12 Laps) started at 15:12:42

Pos	No.	Name	Make	Diff	Total Tm	Best Tm	Sponsor
1	40	Sean Dylan Kelly	BMW		26:12.106	2:09.887	OrangeCat Racing
2	15	PJ Jacobsen	DUC	0.381	26:12.487	2:09.857	Rahal Ducati Moto with XPEL
3	50	Bobby Fong	YAM	0.905	26:13.011	2:10.170	Attack Performance Progressive Yamaha Racing
4	95	JD Beach	YAM	0.916	26:13.022	2:10.063	Attack Performance Progressive Yamaha Racing
5	45	Cameron Petersen	DUC	2.327	26:14.433	2:10.158	Wrench Motorcycles
6	69	Hayden Gillim	HON	16.666	26:28.772	2:11.124	Real Steel Honda
7	54	Richie Escalante	SUZ	16.668	26:28.774	2:11.471	M4 ECSTAR Suzuki
8	36	Jayson Uribe	BMW	23.986	26:36.092	2:11.697	OrangeCat Racing
9	66	Brandon Paasch	SUZ	46.309	26:58.415	2:12.758	M4 ECSTAR Suzuki
10	14	Andrew Lee	HON	46.354	26:58.460	2:13.861	Real Steel Honda
11	46	Ashton Yates	HON	46.551	26:58.657	2:13.372	Jones Honda
12	94	Danilo Lewis	HON	1:03.485	27:15.591	2:14.417	Team Brazil
13	72	Larry Pegram	HON	1:12.590	27:24.696	2:15.065	Real Steel Honda
14	60	Carl Soltisz	HON	1:13.056	27:25.162	2:15.506	Super Carl Racing 57 Rider Development
15	197	Ezra Beaubier	HON	1:26.684	27:38.790	2:16.804	Aftercare Scheibe Racing/Jones Honda
16	90	Zachary Schumacher	YAM	1:49.262	28:01.368	2:18.478	Superbike Supply
17	625	Christopher Durbin	BMW	2:15.012	28:27.118	2:19.672	Durbin Racing

Not classified (75% = 9 Laps)

DNF	194	Deion Campbell	YAM	DNF	22:30.667	2:13.736	BPR Racing Yamaha
DNF	11	Mathew Scholtz	YAM	DNF	8:49.333	2:10.510	Strack Racing
DNF	84	Joseph Giannotto	HON	DNF	7:05.069	2:18.632	Limitless Racing
DNS	88	Max Flinders	YAM	DNS			Thrashed Bike Racing

Bike #197 - Check RaceLink RF

Margin of Victory	Avg. Speed	Best Lap Tm	Best Speed	Best Lap by
0.381	111.290	2:09.857	112.277	15 - PJ Jacobsen

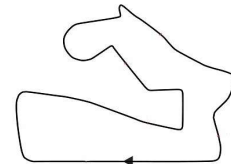
Race Director

Orbits

Rick Hobbs
Signature:

The results are provisional until the end of the time limit for protests and appeals





QUAD LOCK Superbike

Road America 4.050 miles

Race 2

5/31/2026 15:12

Race (12 Laps) started at 15:12:42

Pos	No.	Name	Make	Best Tm	S1 Best	S2 Best	S3 Best	S4 Best	S5 Best	SPD Best
1	15	PJ Jacobsen	DUC	2:09.857	30.368	30.833	38.657	29.903		186.8
2	40	Sean Dylan Kelly	BMW	2:09.887	30.476	30.736	38.571	29.970		189.4
3	95	JD Beach	YAM	2:10.063	30.537	30.914	38.370	29.987		187.2
4	45	Cameron Petersen	DUC	2:10.158	30.424	30.958	38.495	30.029		191.2
5	50	Bobby Fong	YAM	2:10.170	30.453	30.864	38.631	29.960		189.0
6	69	Hayden Gillim	HON	2:11.124	30.905	31.052	38.730	30.350		182.6
7	54	Richie Escalante	SUZ	2:11.471	30.840	30.890	38.772	30.303		183.0
8	36	Jayson Uribe	BMW	2:11.697	30.759	31.168	38.761	30.600		185.5
9	66	Brandon Paasch	SUZ	2:12.758	30.939	31.494	39.279	30.662		178.6
10	46	Ashton Yates	HON	2:13.372	31.278	31.535	39.497	30.669		179.8
11	14	Andrew Lee	HON	2:13.861	31.395	31.783	39.428	30.702		177.1
12	94	Danilo Lewis	HON	2:14.417	31.564	31.752	39.720	31.118		176.3
13	72	Larry Pegram	HON	2:15.065	31.683	32.077	39.688	31.046		176.0
14	60	Carl Soltisz	HON	2:15.506	31.897	32.175	39.978	31.279		175.2
15	197	Ezra Beaubier	HON	2:16.804	32.144	32.308	40.423	31.450		170.5
16	90	Zachary Schumacher	YAM	2:18.478	32.643	33.120	40.735	31.803		170.8
17	625	Christopher Durbin	BMW	2:19.672	32.651	33.160	41.091	31.727		177.1
Not classified (75% = 9 Laps)										
DNF	11	Mathew Scholtz	YAM	2:10.510	30.616	31.067	38.617	30.043		184.7
DNF	194	Deion Campbell	YAM	2:13.736	31.391	31.715	39.482	30.722		176.7
DNF	84	Joseph Giannotto	HON	2:18.632	32.555	33.004	40.856	31.734		172.2
DNS	88	Max Flinders	YAM							

Announcements

Bike #197 - Check RaceLink RF

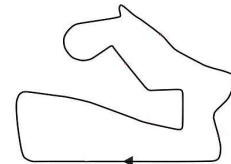
Race Director

Orbits

Rick Hobbs

Signed _____





MotoAmerica Superbikes at Road America

QUAD LOCK Superbike

Road America 4.050 miles

Race 2

5/31/2026 15:12

Race (12 Laps) started at 15:12:42

Lap	Lap Tm	Diff	Time of Day
(40) Sean Dylan Kelly			
1	2:14.324	+4.437	15:14:59.633
2	2:10.510	+0.623	15:17:10.143
3	2:09.887		15:19:20.030
4	2:10.170	+0.283	15:21:30.200
5	2:10.897	+1.010	15:23:41.097
6	2:10.703	+0.816	15:25:51.800
7	2:10.564	+0.677	15:28:02.364
8	2:10.573	+0.686	15:30:12.937
9	2:10.307	+0.420	15:32:23.244
10	2:10.477	+0.590	15:34:33.721
11	2:10.690	+0.803	15:36:44.411
12	2:10.583	+0.696	15:38:54.994

(15) PJ Jacobsen			
1	2:14.269	+4.412	15:14:59.345
2	2:10.431	+0.574	15:17:09.776
3	2:09.857		15:19:19.633
4	2:10.114	+0.257	15:21:29.747
5	2:11.426	+1.569	15:23:41.173
6	2:10.701	+0.844	15:25:51.874
7	2:10.638	+0.781	15:28:02.512
8	2:10.490	+0.633	15:30:13.002
9	2:10.327	+0.470	15:32:23.329
10	2:10.486	+0.629	15:34:33.815
11	2:10.793	+0.936	15:36:44.608
12	2:10.767	+0.910	15:38:55.375

(50) Bobby Fong			
1	2:14.092	+3.922	15:14:59.846
2	2:10.499	+0.329	15:17:10.345
3	2:10.549	+0.379	15:19:20.894
4	2:10.244	+0.074	15:21:31.138
5	2:10.634	+0.464	15:23:41.772
6	2:10.606	+0.436	15:25:52.378
7	2:10.829	+0.659	15:28:03.207
8	2:10.604	+0.434	15:30:13.811
9	2:10.424	+0.254	15:32:24.235
10	2:10.612	+0.442	15:34:34.847
11	2:10.170		15:36:45.017
12	2:10.882	+0.712	15:38:55.899

(95) JD Beach			
1	2:14.325	+4.262	15:14:59.459
2	2:10.404	+0.341	15:17:09.863
3	2:10.594	+0.531	15:19:20.457
4	2:10.063		15:21:30.520
5	2:11.114	+1.051	15:23:41.634
6	2:10.536	+0.473	15:25:52.170
7	2:10.791	+0.728	15:28:02.961
8	2:10.668	+0.605	15:30:13.629
9	2:10.462	+0.399	15:32:24.091
10	2:10.512	+0.449	15:34:34.603
11	2:10.230	+0.167	15:36:44.833
12	2:11.077	+1.014	15:38:55.910

(45) Cameron Petersen			
1	2:13.745	+3.587	15:15:00.447
2	2:10.698	+0.540	15:17:11.145
3	2:10.166	+0.008	15:19:21.311

4	2:10.158		15:21:31.469
5	2:10.568	+0.410	15:23:42.037
6	2:10.534	+0.376	15:25:52.571
7	2:10.992	+0.834	15:28:03.563
8	2:10.694	+0.536	15:30:14.257
9	2:10.782	+0.624	15:32:25.039
10	2:10.571	+0.413	15:34:35.610
11	2:10.482	+0.324	15:36:46.092
12	2:11.229	+1.071	15:38:57.321

(69) Hayden Gillim			
1	2:16.429	+5.305	15:15:02.027
2	2:11.732	+0.608	15:17:13.759
3	2:12.233	+1.109	15:19:25.992
4	2:11.124		15:21:37.116
5	2:12.042	+0.918	15:23:49.158
6	2:11.572	+0.448	15:26:00.730
7	2:11.941	+0.817	15:28:12.671
8	2:11.441	+0.317	15:30:24.112
9	2:11.921	+0.797	15:32:36.033
10	2:12.141	+1.017	15:34:48.174
11	2:11.699	+0.575	15:36:59.873
12	2:11.787	+0.663	15:39:11.660

(54) Richie Escalante			
1	2:16.246	+4.775	15:15:01.978
2	2:11.571	+0.100	15:17:13.549
3	2:11.604	+0.133	15:19:25.153
4	2:11.659	+0.188	15:21:36.812
5	2:12.246	+0.775	15:23:49.058
6	2:11.471		15:26:00.529
7	2:11.626	+0.155	15:28:12.155
8	2:11.838	+0.367	15:30:23.993
9	2:11.857	+0.386	15:32:35.850
10	2:11.955	+0.484	15:34:47.805
11	2:11.827	+0.356	15:36:59.632
12	2:12.030	+0.559	15:39:11.662

(36) Jayson Uribe			
1	2:15.780	+4.083	15:15:01.809
2	2:11.697		15:17:13.506
3	2:12.468	+0.771	15:19:25.974
4	2:12.216	+0.519	15:21:38.190
5	2:12.408	+0.711	15:23:50.598
6	2:11.930	+0.233	15:26:02.528
7	2:11.722	+0.025	15:28:14.250
8	2:11.938	+0.241	15:30:26.188
9	2:12.581	+0.884	15:32:38.769
10	2:12.834	+1.137	15:34:51.603
11	2:13.407	+1.710	15:37:05.010
12	2:13.970	+2.273	15:39:18.980

(66) Brandon Paasch			
1	2:24.199	+11.441	15:15:10.355
2	2:16.512	+3.754	15:17:26.867
3	2:12.972	+0.214	15:19:39.839
4	2:13.058	+0.300	15:21:52.897
5	2:14.050	+1.292	15:24:06.947
6	2:12.758		15:26:19.705
7	2:13.016	+0.258	15:28:32.721
8	2:13.234	+0.476	15:30:45.955

9	2:13.541	+0.783	15:32:59.496
10	2:13.629	+0.871	15:35:13.125
11	2:13.870	+1.112	15:37:26.995
12	2:14.308	+1.550	15:39:41.303

(14) Andrew Lee			
1	2:17.416	+3.555	15:15:03.811
2	2:14.012	+0.151	15:17:17.823
3	2:14.095	+0.234	15:19:31.918
4	2:14.595	+0.734	15:21:46.513
5	2:15.157	+1.296	15:24:01.670
6	2:14.553	+0.692	15:26:16.223
7	2:14.254	+0.393	15:28:30.477
8	2:14.203	+0.342	15:30:44.680
9	2:14.489	+0.628	15:32:59.169
10	2:13.861		15:35:13.030
11	2:14.035	+0.174	15:37:27.065
12	2:14.283	+0.422	15:39:41.348

(46) Ashton Yates			
1	2:18.919	+5.547	15:15:05.713
2	2:14.911	+1.539	15:17:20.624
3	2:14.268	+0.896	15:19:34.892
4	2:14.286	+0.914	15:21:49.178
5	2:14.182	+0.810	15:24:03.360
6	2:13.372		15:26:16.732
7	2:14.168	+0.796	15:28:30.900
8	2:14.340	+0.968	15:30:45.240
9	2:14.706	+1.334	15:32:59.946
10	2:14.146	+0.774	15:35:14.092
11	2:13.828	+0.456	15:37:27.920
12	2:13.625	+0.253	15:39:41.545

(94) Danilo Lewis			
1	2:18.168	+3.751	15:15:04.938
2	2:16.233	+1.816	15:17:21.171
3	2:14.997	+0.580	15:19:36.168
4	2:14.785	+0.368	15:21:50.953
5	2:14.666	+0.249	15:24:05.619
6	2:14.417		15:26:20.036
7	2:14.724	+0.307	15:28:34.760
8	2:15.466	+1.049	15:30:50.226
9	2:15.788	+1.371	15:33:06.014
10	2:17.011	+2.594	15:35:23.025
11	2:17.480	+3.063	15:37:40.505
12	2:17.974	+3.557	15:39:58.479

(72) Larry Pegram			
1	2:18.481	+3.416	15:15:05.280
2	2:15.398	+0.333	15:17:20.678
3	2:16.014	+0.949	15:19:36.692
4	2:15.065		15:21:51.757
5	2:17.709	+2.644	15:24:09.466
6	2:16.251	+1.186	15:26:25.717
7	2:17.202	+2.137	15:28:42.919
8	2:16.593	+1.528	15:30:59.512
9	2:16.890	+1.825	15:33:16.402
10	2:16.793	+1.728	15:35:33.195
11	2:17.729	+2.664	15:37:50.924
12	2:16.660	+1.595	15:40:07.584

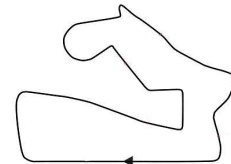
Race Director

Rick Hobbs

Signed _____

Orbits





MotoAmerica Superbikes at Road America

QUAD LOCK Superbike

Road America 4.050 miles

Race 2

5/31/2026 15:12

Race (12 Laps) started at 15:12:42

Lap	Lap Tm	Diff	Time of Day
(60) Carl Soltisz			
1	2:20.472	+4.966	15:15:07.600
2	2:15.858	+0.352	15:17:23.458
3	2:16.575	+1.069	15:19:40.033
4	2:16.190	+0.684	15:21:56.223
5	2:17.025	+1.519	15:24:13.248
6	2:16.596	+1.090	15:26:29.844
7	2:16.375	+0.869	15:28:46.219
8	2:16.673	+1.167	15:31:02.892
9	2:16.693	+1.187	15:33:19.585
10	2:16.758	+1.252	15:35:36.343
11	2:16.201	+0.695	15:37:52.544
12	2:15.506		15:40:08.050

(197) Ezra Beauhier			
1	2:20.576	+3.772	15:15:07.510
2	2:17.280	+0.476	15:17:24.790
3	2:16.978	+0.174	15:19:41.768
4	2:16.804		15:21:58.572
5	2:17.642	+0.838	15:24:16.214
6	2:17.089	+0.285	15:26:33.303
7	2:17.119	+0.315	15:28:50.422
8	2:17.149	+0.345	15:31:07.571
9	2:17.509	+0.705	15:33:25.080
10	2:18.097	+1.293	15:35:43.177
11	2:18.994	+2.190	15:38:02.171
12	2:19.507	+2.703	15:40:21.678

(90) Zachary Schumacher			
1	2:24.268	+5.790	15:15:11.662
2	2:20.169	+1.691	15:17:31.831
3	2:19.486	+1.008	15:19:51.317
4	2:19.231	+0.753	15:22:10.548
5	2:19.682	+1.204	15:24:30.230
6	2:19.384	+0.906	15:26:49.614
7	2:19.252	+0.774	15:29:08.866
8	2:18.478		15:31:27.344
9	2:18.749	+0.271	15:33:46.093
10	2:18.982	+0.504	15:36:05.075
11	2:19.422	+0.944	15:38:24.497
12	2:19.759	+1.281	15:40:44.256

(625) Christopher Durbin			
1	2:22.952	+3.280	15:15:10.453
2	2:33.516	+13.844	15:17:43.969
3	2:21.763	+2.091	15:20:05.732
4	2:21.237	+1.565	15:22:26.969
5	2:20.442	+0.770	15:24:47.411
6	2:20.811	+1.139	15:27:08.222
7	2:20.653	+0.981	15:29:28.875
8	2:20.138	+0.466	15:31:49.013
9	2:20.371	+0.699	15:34:09.384
10	2:20.471	+0.799	15:36:29.855
11	2:19.672		15:38:49.527
12	2:20.479	+0.807	15:41:10.006

(194) Deion Campbell			
1	2:17.654	+3.918	15:15:04.041
2	2:13.950	+0.214	15:17:17.991
3	2:13.736		15:19:31.727
4	2:14.647	+0.911	15:21:46.374

5	2:15.244	+1.508	15:24:01.618
6	2:14.528	+0.792	15:26:16.146
7	2:14.389	+0.653	15:28:30.535
8	2:14.226	+0.490	15:30:44.761
9	2:14.356	+0.620	15:32:59.117
10	2:14.438	+0.702	15:35:13.555

(11) Mathew Scholtz			
1	2:14.444	+3.934	15:15:00.143
2	2:10.597	+0.087	15:17:10.740
3	2:10.510		15:19:21.250
4	2:10.971	+0.461	15:21:32.221

(84) Joseph Giannotto			
1	2:22.660	+4.028	15:15:10.080
2	2:19.245	+0.613	15:17:29.325
3	2:18.632		15:19:47.957

Lap	Lap Tm	Diff	Time of Day
-----	--------	------	-------------

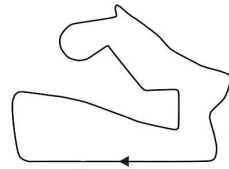
Race Director

Orbits

Rick Hobbs

Signed _____





MotoAmerica Superbikes at Road America

QUAD LOCK Superbike

Road America 4.050 miles

Race 2

5/31/2026 15:12

Race (12 Laps) started at 15:12:42

Table with columns: Lap, Time of Day, Lap Tm, SPD, S1, S2, S3, S4. Row 1: (40) Sean Dylan Kelly, 1, 15:14:59.633, 2:14.324, 62.4, 33.834, 31.515, 38.932, 30.043.

Table with columns: Lap, Time of Day, Lap Tm, SPD, S1, S2, S3, S4. Row 1: (15) PJ Jacobsen, 1, 15:14:59.345, 2:14.269, 58.8, 33.935, 31.281, 38.910, 30.143.

Table with columns: Lap, Time of Day, Lap Tm, SPD, S1, S2, S3, S4. Row 1: (50) Bobby Fong, 1, 15:14:59.846, 2:14.092, 71.0, 33.627, 31.482, 38.923, 30.060.

Table with columns: Lap, Time of Day, Lap Tm, SPD, S1, S2, S3, S4. Row 1: (95) JD Beach, 1, 15:14:59.459, 2:14.325, 62.4, 33.964, 31.389, 38.946, 30.026.

Table with columns: Lap, Time of Day, Lap Tm, SPD, S1, S2, S3, S4. Row 1: (45) Cameron Petersen, 1, 15:15:00.447, 2:13.745, 81.5, 33.075, 31.626, 38.773, 30.271.

Table with columns: Lap, Time of Day, Lap Tm, SPD, S1, S2, S3, S4. Row 1: (69) Hayden Gillim, 1, 15:15:02.027, 2:16.429, 62.4, 34.912, 31.852, 39.130, 30.535.

Table with columns: Lap, Time of Day, Lap Tm, SPD, S1, S2, S3, S4. Row 1: (54) Richie Escalante, 1, 15:15:01.978, 2:16.246, 64.9, 34.780, 31.712, 39.097, 30.657.

Table with columns: Lap, Time of Day, Lap Tm, SPD, S1, S2, S3, S4. Row 1: (36) Jayson Uribe, 1, 15:15:01.809, 2:15.780, 72.0, 34.240, 31.823, 38.967, 30.750.

Table with columns: Lap, Time of Day, Lap Tm, SPD, S1, S2, S3, S4. Row 1: (66) Brandon Paasch, 1, 15:15:10.355, 2:24.199, 71.1, 34.650, 39.239, 39.541, 30.769.

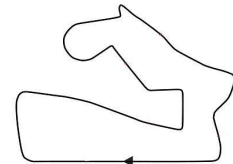
Table with columns: Lap, Time of Day, Lap Tm, SPD, S1, S2, S3, S4. Row 1: (14) Andrew Lee, 1, 15:15:03.811, 2:17.416, 74.0, 34.614, 32.486, 39.614, 30.702.

Race Director

Rick Hobbs

Signed _____





MotoAmerica Superbikes at Road America

QUAD LOCK Superbike

Road America 4.050 miles

Race 2

5/31/2026 15:12

Race (12 Laps) started at 15:12:42

Lap	Time of Day	Lap Tm	SPD	S1	S2	S3	S4
9	15:32:59.169	2:14.489	173.7	31.892	32.140	39.685	30.772
10	15:35:13.030	2:13.861	177.1	31.395	31.962	39.733	30.771
11	15:37:27.065	2:14.035	173.0	31.422	31.865	39.854	30.894
12	15:39:41.348	2:14.283	174.5	31.474	32.005	39.788	31.016

Lap	Time of Day	Lap Tm	SPD	S1	S2	S3	S4
7	15:28:50.422	2:17.119	168.7	32.384	32.368	40.571	31.796
8	15:31:07.571	2:17.149	165.0	32.594	32.365	40.439	31.751
9	15:33:25.080	2:17.509	167.3	32.351	32.330	40.880	31.948
10	15:35:43.177	2:18.097	168.0	32.318	32.872	41.017	31.890
11	15:38:02.171	2:18.994	167.3	32.580	33.077	41.336	32.001
12	15:40:21.678	2:19.507	166.0	32.662	33.297	41.340	32.208

(46) Ashton Yates

Lap	Time of Day	Lap Tm	SPD	S1	S2	S3	S4
1	15:15:05.713	2:18.919	70.8	35.211	33.333	39.655	30.720
2	15:17:20.624	2:14.911	179.8	31.597	32.549	39.896	30.869
3	15:19:34.892	2:14.268	175.2	31.331	32.395	39.611	30.931
4	15:21:49.178	2:14.286	175.6	31.549	31.956	39.932	30.849
5	15:24:03.360	2:14.182	175.2	31.557	32.092	39.723	30.810
6	15:26:16.732	2:13.372	175.2	31.386	31.535	39.497	30.954
7	15:28:30.900	2:14.168	175.2	31.549	32.040	39.656	30.923
8	15:30:45.240	2:14.340	175.6	31.510	32.240	39.547	31.043
9	15:32:59.946	2:14.706	175.2	31.465	32.250	39.901	31.090
10	15:35:14.092	2:14.146	175.2	31.278	32.125	39.757	30.986
11	15:37:27.920	2:13.828	175.2	31.461	31.847	39.659	30.861
12	15:39:41.545	2:13.625	175.6	31.485	31.698	39.773	30.669

(90) Zachary Schumacher

Lap	Time of Day	Lap Tm	SPD	S1	S2	S3	S4
1	15:15:11.662	2:24.268	84.1	36.362	34.491	41.141	32.274
2	15:17:31.831	2:20.169	170.8	32.911	33.986	41.166	32.106
3	15:19:51.317	2:19.486	168.7	32.760	33.663	40.768	32.295
4	15:22:10.548	2:19.231	167.3	32.825	33.675	40.786	31.945
5	15:24:30.230	2:19.682	168.7	33.112	33.579	40.941	32.050
6	15:26:49.614	2:19.384	168.0	32.685	33.367	41.211	32.121
7	15:29:08.866	2:19.252	167.7	33.106	33.320	40.904	31.922
8	15:31:27.344	2:18.478	167.0	32.788	33.120	40.735	31.835
9	15:33:46.093	2:18.749	167.3	32.880	33.233	40.822	31.814
10	15:36:05.075	2:18.982	167.0	32.643	33.290	41.043	32.006
11	15:38:24.497	2:19.422	167.0	32.943	33.567	41.109	31.803
12	15:40:44.256	2:19.759	166.6	32.911	33.462	41.291	32.095

(94) Danilo Lewis

Lap	Time of Day	Lap Tm	SPD	S1	S2	S3	S4
1	15:15:04.938	2:18.168	76.5	34.711	32.535	39.720	31.202
2	15:17:21.171	2:16.233	175.2	32.053	32.622	40.344	31.214
3	15:19:36.168	2:14.997	176.3	31.744	32.203	39.759	31.291
4	15:21:50.953	2:14.785	175.2	31.869	31.965	39.833	31.118
5	15:24:05.619	2:14.666	174.8	31.564	32.049	39.779	31.274
6	15:26:20.036	2:14.417	174.8	31.627	31.752	39.858	31.180
7	15:28:34.760	2:14.724	175.6	31.625	32.024	39.842	31.233
8	15:30:50.226	2:15.466	174.5	31.830	32.024	40.110	31.502
9	15:33:06.014	2:15.788	173.3	31.889	32.098	40.255	31.546
10	15:35:23.025	2:17.011	174.8	32.194	32.432	40.541	31.844
11	15:37:40.505	2:17.480	173.3	32.241	32.471	40.777	31.991
12	15:39:58.479	2:17.974	172.6	32.286	32.653	40.952	32.083

(625) Christopher Durbin

Lap	Time of Day	Lap Tm	SPD	S1	S2	S3	S4
1	15:15:10.453	2:22.952	89.9	35.921	34.213	41.091	31.727
2	15:17:43.969	2:33.516	177.1	32.802	36.023	49.723	34.968
3	15:20:05.732	2:21.763	164.0	33.385	34.341	41.683	32.354
4	15:22:26.969	2:21.237	166.6	33.047	34.257	41.716	32.217
5	15:24:47.411	2:20.442	166.6	32.786	33.891	41.672	32.093
6	15:27:08.222	2:20.811	167.7	33.077	33.892	41.679	32.163
7	15:29:28.875	2:20.653	168.4	32.950	33.898	41.656	32.149
8	15:31:49.013	2:20.138	167.7	32.852	33.609	41.420	32.257
9	15:34:09.384	2:20.371	167.0	32.795	33.796	41.743	32.037
10	15:36:29.855	2:20.471	166.6	32.651	33.836	41.822	32.162
11	15:38:49.527	2:19.672	167.3	32.667	33.160	41.690	32.155
12	15:41:10.006	2:20.479	167.0	32.705	33.598	41.864	32.312

(72) Larry Pegram

Lap	Time of Day	Lap Tm	SPD	S1	S2	S3	S4
1	15:15:05.280	2:18.481	80.2	35.107	32.470	39.858	31.046
2	15:17:20.678	2:15.398	176.0	31.791	32.363	39.979	31.265
3	15:19:36.692	2:16.014	171.2	31.699	33.133	39.919	31.263
4	15:21:51.757	2:15.065	173.7	31.683	32.265	39.688	31.429
5	15:24:09.466	2:17.709	173.3	31.870	32.345	42.051	31.443
6	15:26:25.717	2:16.251	171.5	32.029	32.077	40.530	31.615
7	15:28:42.919	2:17.202	170.8	32.383	32.571	40.403	31.845
8	15:30:59.512	2:16.593	169.4	32.139	32.267	40.511	31.676
9	15:33:16.402	2:16.890	170.1	32.162	32.649	40.504	31.575
10	15:35:33.195	2:16.793	170.5	32.102	32.513	40.408	31.770
11	15:37:50.924	2:17.729	169.0	32.137	32.724	41.119	31.749
12	15:40:07.584	2:16.660	169.4	32.350	32.644	40.216	31.450

(194) Deion Campbell

Lap	Time of Day	Lap Tm	SPD	S1	S2	S3	S4
1	15:15:04.041	2:17.654	75.5	34.816	32.511	39.557	30.770
2	15:17:17.991	2:13.950	176.7	31.611	31.864	39.482	30.993
3	15:19:31.727	2:13.736	173.3	31.391	31.821	39.511	31.013
4	15:21:46.374	2:14.647	172.2	32.032	32.013	39.654	30.948
5	15:24:01.618	2:15.244	172.2	31.767	32.618	39.721	31.138
6	15:26:16.146	2:14.528	172.2	31.931	31.911	39.699	30.987
7	15:28:30.535	2:14.389	171.9	31.818	32.026	39.658	30.887
8	15:30:44.761	2:14.226	176.3	31.851	31.849	39.620	30.906
9	15:32:59.117	2:14.356	176.7	31.722	31.998	39.678	30.958
10	15:35:13.555	2:14.438	172.6	31.935	31.862	39.919	30.722

(60) Carl Soltisz

Lap	Time of Day	Lap Tm	SPD	S1	S2	S3	S4
1	15:15:07.600	2:20.472	85.2	35.031	33.962	40.200	31.279
2	15:17:23.458	2:15.858	175.2	32.037	32.375	39.978	31.468
3	15:19:40.033	2:16.575	170.5	32.066	32.629	40.092	31.788
4	15:21:56.223	2:16.190	170.5	31.897	32.733	40.072	31.488
5	15:24:13.248	2:17.025	169.0	32.208	32.857	40.354	31.606
6	15:26:29.844	2:16.596	169.0	32.168	32.530	40.312	31.586
7	15:28:46.219	2:16.375	168.4	32.209	32.421	40.209	31.536
8	15:31:02.892	2:16.673	169.0	32.087	32.590	40.241	31.755
9	15:33:19.585	2:16.693	169.4	32.332	32.446	40.064	31.851
10	15:35:36.343	2:16.758	169.7	32.091	32.779	40.294	31.594
11	15:37:52.544	2:16.201	166.6	32.081	32.442	40.123	31.555
12	15:40:08.050	2:15.506	169.0	31.980	32.175	40.029	31.322

(11) Mathew Scholtz

Lap	Time of Day	Lap Tm	SPD	S1	S2	S3	S4
1	15:15:00.143	2:14.444	68.8	33.923	31.556	38.866	30.099
2	15:17:10.740	2:10.597	184.7	30.748	31.189	38.617	30.043
3	15:19:21.250	2:10.510	182.6	30.616	31.067	38.639	30.188
4	15:21:32.221	2:10.971	184.3	30.912	31.101	38.730	30.228

(84) Joseph Giannotto

Lap	Time of Day	Lap Tm	SPD	S1	S2	S3	S4
1	15:15:10.080	2:22.660	88.9	35.942	33.984	41.000	31.734
2	15:17:29.325	2:19.245	172.2	33.181	33.082	40.978	32.004
3	15:19:47.957						

QUAD LOCK Superbike

Road America 4.050 miles

Race 2

5/31/2026 15:12

Race (12 Laps) started at 15:12:42

Competitors	Laps	Laps												
		0	1	2	3	4	5	6	7	8	9	10	11	12
PJ Jacobsen (15)	1	15	15	15	15	15	40	40	40	40	40	40	40	40
JD Beach (95)	2	95	95	95	40	40	15	15	15	15	15	15	15	15
Sean Dylan Kelly (40)	3	40	40	40	95	95	95	95	95	95	95	95	95	50
Hayden Gillim (69)	4	69	50	50	50	50	50	50	50	50	50	50	50	95
Mathew Scholtz (11)	5	11	11	11	11	45	45	45	45	45	45	45	45	45
Richie Escalante (54)	6	54	45	45	45	11	54	54	54	54	54	54	54	69
Bobby Fong (50)	7	50	36	36	54	54	69	69	69	69	69	69	69	54
Jayson Uribe (36)	8	36	54	54	36	69	36	36	36	36	36	36	36	36
Brandon Paasch (66)	9	66	69	69	69	36	194	194	14	14	194	14	66	66
Deion Campbell (194)	10	194	14	14	194	194	14	14	194	194	14	66	14	14
Andrew Lee (14)	11	14	194	194	14	14	46	46	46	46	66	194	46	46
Cameron Petersen (45)	12	45	94	46	46	46	94	66	66	66	46	46	94	94
Danilo Lewis (94)	13	94	72	72	94	94	66	94	94	94	94	94	72	72
Ashton Yates (46)	14	46	46	94	72	72	72	72	72	72	72	72	60	60
Larry Pegram (72)	15	72	197	60	66	66	60	60	60	60	60	60	197	197
Ezra Beaubier (197)	16	197	60	197	60	60	197	197	197	197	197	197	90	90
Carl Soltisz (60)	17	60	84	66	197	197	90	90	90	90	90	90	625	625
Zachary Schumacher (90)	18	90	66	84	84	90	625	625	625	625	625	625		
Joseph Giannotto (84)	19	84	625	90	90	625								
Christopher Durbin (625)	20	625	90	625	625									
-	21													

Race Director
 Rick Hobbs
 Signed _____

Orbits