

Supersport

Barber Motorsports Park 2.380 miles

Practice 1

5/15/2026 10:10

Practice (30:00 Time) started at 10:10:00

Pos	No.	Name	Make	Best Tm	In Lap	Diff	Sponsor
1	2	Josh Herrin	DUC	1:25.872	12		Rahal Ducati Moto with Desnuda Organic Tequila
2	19	Kayla Yaakov	DUC	1:26.500	13	0.628	Rahal Ducati Moto with Droplight
3	53	Darryn Binder	DUC	1:26.605	16	0.733	Celtic/Economy Lube + Tire/Warhorse
4	26	Dominic Doyle	YAM	1:26.763	17	0.891	Liberty Yamaha Racing
5	27	Alessandro Di Mario	DUC	1:26.882	12	1.010	Rahal Ducati Moto with Roller Die & Forming
6	4	Joshua Hayes	YAM	1:27.080	19	1.208	BPR Racing Yamaha
7	70	Tyler Scott	SUZ	1:27.108	14	1.236	M4 ECSTAR Suzuki
8	22	Blake Davis	YAM	1:27.606	13	1.734	Strack Racing
9	96	Gus Rodio	DUC	1:27.737	13	1.865	Rodio Racing
10	241	Maximiliano Gerardo	YAM	1:28.011	11	2.139	Altus Motorsports
11	71	Torin Collins	YAM	1:28.401	15	2.529	Altus Motorsports
12	58	Logan Cunnison	SUZ	1:28.609	14	2.737	Hippo Astro MAR Performance
13	92	Jason Waters	DUC	1:28.792	5	2.920	TopPro Motorsports/Edge Racing
14	12	Alexander Enriquez	YAM	1:29.135	8	3.263	3D Motorsports
15	59	Jaret Nassaney	YAM	1:29.184	15	3.312	Altus Motorsports
16	29	Shane Maggs	SUZ	1:29.538	10	3.666	Shane Maggs Racing
17	144	Brenden Ketelsen	YAM	1:29.552	14	3.680	BPR Racing Yamaha
18	47	Avery Dreher	MV	1:29.867	13	3.995	MP13 Racing/One Cure Racing
19	35	Carson King	SUZ	1:30.207	15	4.335	Royalty Racing
20	555	Ryder Davis	DUC	1:30.518	9	4.646	Ducati Pittsburgh/Mosites Motorsports
21	131	Chuck Ivey	YAM	1:31.461	10	5.589	Team Velocity Racing
22	127	Edgar Zaragoza	YAM	1:31.934	12	6.062	EZ Racing
23	151	Hayden Diedrich	SUZ	1:32.091	6	6.219	Superbike Supply
24	10	Ella Dreher	MV	1:32.262	3	6.390	MP13 Racing/One Cure Racing
25	311	Jeff Bean	DUC	1:32.375	12	6.503	JBJR Racing
26	999	Austin Martinez	SUZ	1:33.252	18	7.380	Altus Motorsports
27	156	Grant Cowan	SUZ	1:33.451	7	7.579	Donut Racing
28	190	Ivan Arturo Muñoz Márque	DUC	1:33.795	16	7.923	Carreras Kriscross MmyJ
29	117	Lindsay McGregor	YAM	1:37.779	5	11.907	Black Ice Racing
30	41	Chase Black	DUC		0		Chase Black Racing
31	440	Kevin Horney	SUZ		0		Horney Racing
32	98	Aiden Sneed	SUZ		0		3D Motorsports
33	272	Wristin Grigg	DUC		0		Celtic/Economy Lube + Tire by Warhorse

Announcements

**Bike #35 - Please charge transponder**

**Bike #241 - Please check Racelink GPS**

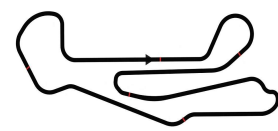
Race Director

Orbits

Rick Hobbs

Signed \_\_\_\_\_





Supersport

Barber Motorsports Park 2.380 miles

Practice 1

5/15/2026 10:10

Practice (30:00 Time) started at 10:10:00

Pos	No.	Name	Make	Best Tm	S1 Best	S2 Best	S3 Best	S4 Best	S5 Best	SPD Best
1	2	Josh Herrin	DUC	1:25.872	15.149	14.935	22.209	15.151	18.375	143.2
2	19	Kayla Yaakov	DUC	1:26.500	15.332	15.010	22.283	15.319	18.433	143.6
3	53	Darryn Binder	DUC	1:26.605	15.484	14.930	22.339	15.153	18.588	143.6
4	26	Dominic Doyle	YAM	1:26.763	15.376	15.083	22.383	15.145	18.554	142.3
5	27	Alessandro Di Mario	DUC	1:26.882	15.349	15.316	22.360	15.119	18.504	141.9
6	4	Joshua Hayes	YAM	1:27.080	15.412	14.982	22.713	15.326	18.559	138.6
7	70	Tyler Scott	SUZ	1:27.108	15.426	14.936	22.513	15.361	18.764	141.0
8	22	Blake Davis	YAM	1:27.606	15.623	15.172	22.419	15.416	18.803	142.3
9	96	Gus Rodio	DUC	1:27.737	15.551	15.393	22.444	15.387	18.713	141.2
10	241	Maximiliano Gerardo	YAM	1:28.011	15.565	15.205	22.636	15.498	18.740	139.9
11	71	Torin Collins	YAM	1:28.401	15.585	15.149	22.653	15.657	18.895	138.4
12	58	Logan Cunnison	SUZ	1:28.609	15.785	15.384	22.775	15.316	18.628	139.3
13	92	Jason Waters	DUC	1:28.792	15.845	15.478	22.722	15.563	19.184	136.8
14	12	Alexander Enriquez	YAM	1:29.135	15.660	15.420	22.839	15.764	18.913	140.1
15	59	Jaret Nassaney	YAM	1:29.184	15.833	15.333	23.125	15.591	19.123	137.6
16	29	Shane Maggs	SUZ	1:29.538	16.012	15.398	23.032	15.676	19.078	136.0
17	144	Brenden Ketelsen	YAM	1:29.552	15.971	15.318	23.059	15.820	19.005	139.7
18	47	Avery Dreher	MV	1:29.867	15.757	15.494	23.245	15.854	19.226	136.6
19	35	Carson King	SUZ	1:30.207	15.936	15.762	22.898	16.035	19.161	136.8
20	555	Ryder Davis	DUC	1:30.518	16.078	15.613	23.025	16.114	19.502	139.9
21	131	Chuck Ivey	YAM	1:31.461	16.033	16.039	23.747	16.014	19.444	132.6
22	127	Edgar Zaragoza	YAM	1:31.934	16.200	16.061	23.876	16.422	19.375	133.8
23	151	Hayden Diedrich	SUZ	1:32.091	16.518	15.762	23.350	16.364	19.874	136.6
24	10	Ella Dreher	MV	1:32.262	16.293	16.080	23.518	16.589	19.418	134.8
25	311	Jeff Bean	DUC	1:32.375	16.351	16.057	23.960	16.291	19.363	130.5
26	999	Austin Martinez	SUZ	1:33.252	16.840	16.098	23.545	16.433	19.859	133.8
27	156	Grant Cowan	SUZ	1:33.451	16.413	16.265	23.817	16.572	19.699	136.6
28	190	Ivan Arturo Muñoz Márquez	DUC	1:33.795	16.564	15.989	24.296	16.704	19.858	133.2
29	117	Lindsay McGregor	YAM	1:37.779	17.282	16.921	25.029	17.376	20.764	122.3
30	41	Chase Black	DUC			18.888	27.327	18.847		
31	440	Kevin Horney	SUZ		16.420	15.930	24.323	16.136	19.768	131.9
32	98	Aiden Sneed	SUZ		16.677	16.379	24.154	16.676	20.213	136.2
33	272	Wristin Grigg	DUC			19.073	27.282	18.653		

Announcements

**Bike #35 - Please charge transponder**

**Bike #241 - Please check Racelink GPS**

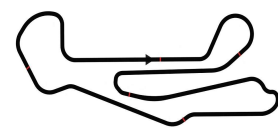
Race Director

Orbits

Rick Hobbs

Signed \_\_\_\_\_





MotoAmerica Superbike at Barber

Supersport

Barber Motorsports Park 2.380 miles

Practice 1

5/15/2026 10:10

Practice (30:00 Time) started at 10:10:00

Lap	Lap Tm	Diff	Time of Day
<b>(26) Dominic Doyle</b>			
1	1:30.708	+3.945	10:13:06.475
2	1:28.814	+2.051	10:14:35.289
3	1:28.937	+2.174	10:16:04.226
4	1:28.545	+1.782	10:17:32.771
5	1:28.374	+1.611	10:19:01.145
6	1:28.470	+1.707	10:20:29.615
7	1:27.856	+1.093	10:21:57.471
8	1:27.487	+0.724	10:23:24.958
9	1:28.912	+2.149	10:24:53.870
p10	1:50.626	+23.863	10:26:44.496
11	1:42.140	+15.377	10:28:26.636
p12	1:47.296	+20.533	10:30:13.932
13	2:08.421	+41.658	10:32:22.353
14	1:27.773	+1.010	10:33:50.126
15	1:27.616	+0.853	10:35:17.742
16	1:27.351	+0.588	10:36:45.093
17	<b>1:26.763</b>		10:38:11.856
18	1:28.655	+1.892	10:39:40.511
19	1:27.554	+0.791	10:41:08.065

Lap	Lap Tm	Diff	Time of Day
<b>(4) Joshua Hayes</b>			
1	1:43.579	+16.499	10:11:54.240
2	1:30.638	+3.558	10:13:24.878
3	1:29.832	+2.752	10:14:54.710
4	1:29.065	+1.985	10:16:23.775
5	1:28.791	+1.711	10:17:52.566
6	1:28.209	+1.129	10:19:20.775
7	1:28.835	+1.755	10:20:49.610
8	1:27.716	+0.636	10:22:17.326
9	1:27.803	+0.723	10:23:45.129
10	1:27.475	+0.395	10:25:12.604
11	1:27.708	+0.628	10:26:40.312
12	1:27.333	+0.253	10:28:07.645
13	1:28.527	+1.447	10:29:36.172
14	1:27.524	+0.444	10:31:03.696
15	1:27.338	+0.258	10:32:31.034
p16	4:20.834	+2:53.754	10:36:51.868
17	1:35.900	+8.820	10:38:27.768
18	1:27.376	+0.296	10:39:55.144
19	<b>1:27.080</b>		10:41:22.224

Lap	Lap Tm	Diff	Time of Day
<b>(190) Ivan Arturo Muñoz Márquez</b>			
1	1:58.745	+24.950	10:12:27.843
2	1:38.766	+4.971	10:14:06.609
3	1:36.271	+2.476	10:15:42.880
4	1:36.235	+2.440	10:17:19.115
5	1:36.003	+2.208	10:18:55.118
6	1:35.246	+1.451	10:20:30.364
7	1:34.603	+0.808	10:22:04.967
8	1:35.067	+1.272	10:23:40.034
9	1:34.561	+0.766	10:25:14.595
10	1:33.951	+0.156	10:26:48.546
11	1:34.076	+0.281	10:28:22.622
12	1:34.289	+0.494	10:29:56.911
13	1:34.295	+0.500	10:31:31.206
14	1:34.368	+0.573	10:33:05.574
15	1:34.570	+0.775	10:34:40.144
16	<b>1:33.795</b>		10:36:13.939
17	1:34.207	+0.412	10:37:48.146

Lap	Lap Tm	Diff	Time of Day
p18	2:17.258	+43.463	10:40:05.404
<b>(999) Austin Martinez</b>			
1	1:36.401	+3.149	10:13:21.189
2	1:35.747	+2.495	10:14:56.936
3	1:34.390	+1.138	10:16:31.326
p4	1:57.411	+24.159	10:18:28.737
5	1:45.485	+12.233	10:20:14.222
6	1:34.304	+1.052	10:21:48.526
7	1:34.221	+0.969	10:23:22.747
8	1:33.376	+0.124	10:24:56.123
9	1:33.484	+0.232	10:26:29.607
10	1:34.085	+0.833	10:28:03.692
11	1:34.562	+1.310	10:29:38.254
12	1:34.358	+1.106	10:31:12.612
13	1:33.592	+0.340	10:32:46.204
14	1:33.471	+0.219	10:34:19.675
15	1:33.820	+0.568	10:35:53.495
16	1:33.597	+0.345	10:37:27.092
17	1:33.373	+0.121	10:39:00.465
18	<b>1:33.252</b>		10:40:33.717

Lap	Lap Tm	Diff	Time of Day
<b>(555) Ryder Davis</b>			
1	1:35.444	+4.926	10:13:12.344
2	1:33.079	+2.561	10:14:45.423
3	1:32.158	+1.640	10:16:17.581
4	1:31.392	+0.874	10:17:48.973
5	1:31.141	+0.623	10:19:20.114
6	1:30.970	+0.452	10:20:51.084
7	1:31.211	+0.693	10:22:22.295
8	1:31.073	+0.555	10:23:53.368
9	<b>1:30.518</b>		10:25:23.886
10	1:30.788	+0.270	10:26:54.674
11	1:30.617	+0.099	10:28:25.291
12	1:31.645	+1.127	10:29:56.936
13	1:31.572	+1.054	10:31:28.508
14	1:31.956	+1.438	10:33:00.464
p15	3:12.159	+1:41.641	10:36:12.623
16	1:42.638	+12.120	10:37:55.261
17	1:31.759	+1.241	10:39:27.020
18	1:31.837	+1.319	10:40:58.857

Lap	Lap Tm	Diff	Time of Day
<b>(22) Blake Davis</b>			
1	1:42.300	+14.694	10:12:35.816
2	1:30.594	+2.988	10:14:06.410
3	1:28.802	+1.196	10:15:35.212
4	1:28.559	+0.953	10:17:03.771
5	1:28.010	+0.404	10:18:31.781
p6	4:54.098	+3:26.492	10:23:25.879
7	1:38.748	+11.142	10:25:04.627
8	1:28.480	+0.874	10:26:33.107
9	1:28.675	+1.069	10:28:01.782
10	1:27.995	+0.389	10:29:29.777
11	1:28.842	+1.236	10:30:58.619
12	1:27.671	+0.065	10:32:26.290
13	<b>1:27.606</b>		10:33:53.896
14	1:31.348	+3.742	10:35:25.244
15	1:27.852	+0.246	10:36:53.096
16	1:27.771	+0.165	10:38:20.867
17	1:28.387	+0.781	10:39:49.254
18	1:27.614	+0.008	10:41:16.868

Lap	Lap Tm	Diff	Time of Day
<b>(144) Brenden Ketelsen</b>			
1	1:47.189	+17.637	10:11:58.326
2	1:33.314	+3.762	10:13:31.640
3	1:31.972	+2.420	10:15:03.612
4	1:31.675	+2.123	10:16:35.287
5	1:30.655	+1.103	10:18:05.942
6	1:30.652	+1.100	10:19:36.594
7	1:31.028	+1.476	10:21:07.622
8	1:30.560	+1.008	10:22:38.182
9	1:30.947	+1.395	10:24:09.129
10	1:31.580	+2.028	10:25:40.709
p11	5:00.521	+3:30.969	10:30:41.230
12	1:40.242	+10.690	10:32:21.472
13	1:30.682	+1.130	10:33:52.154
14	<b>1:29.552</b>		10:35:21.706
15	1:30.118	+0.566	10:36:51.824
16	1:29.841	+0.289	10:38:21.665
17	1:30.064	+0.512	10:39:51.729
18	1:29.902	+0.350	10:41:21.631

Lap	Lap Tm	Diff	Time of Day
<b>(58) Logan Cunnison</b>			
1	1:33.574	+4.965	10:13:12.888
2	1:32.910	+4.301	10:14:45.798
3	1:29.833	+1.224	10:16:15.631
4	1:30.535	+1.926	10:17:46.166
5	1:29.561	+0.952	10:19:15.727
6	1:29.466	+0.857	10:20:45.193
7	1:29.300	+0.691	10:22:14.493
p8	4:01.249	+2:32.640	10:26:15.742
9	1:38.417	+9.808	10:27:54.159
10	1:28.908	+0.299	10:29:23.067
11	1:29.726	+1.117	10:30:52.793
12	1:28.852	+0.243	10:32:21.645
13	1:28.687	+0.078	10:33:50.332
14	<b>1:28.609</b>		10:35:18.941
15	1:30.604	+1.995	10:36:49.545
16	1:31.102	+2.493	10:38:20.647
17	1:31.195	+2.586	10:39:51.842
18	1:30.343	+1.734	10:41:22.185

Lap	Lap Tm	Diff	Time of Day
<b>(35) Carson King</b>			
1	1:52.432	+22.225	10:16:15.272
2	1:32.722	+2.515	10:17:47.994
3	1:31.444	+1.237	10:19:19.438
4	1:30.767	+0.560	10:20:50.205
5	1:30.679	+0.472	10:22:20.884
6	1:31.470	+1.263	10:23:52.354
7	1:30.956	+0.749	10:25:23.310
8	1:31.050	+0.843	10:26:54.360
9	1:31.290	+1.083	10:28:25.650
10	1:31.799	+1.592	10:29:57.449
11	1:31.777	+1.570	10:31:29.226
12	1:30.841	+0.634	10:33:00.067
13	1:31.593	+1.386	10:34:31.660
14	1:30.288	+0.081	10:36:01.948
15	<b>1:30.207</b>		10:37:32.155
16	1:30.341	+0.134	10:39:02.496
17	1:31.291	+1.084	10:40:33.787

Lap	Lap Tm	Diff	Time of Day
<b>(53) Darryn Binder</b>			

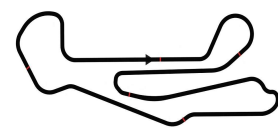
Race Director

Rick Hobbs

Signed \_\_\_\_\_

Orbits





MotoAmerica Superbike at Barber

Supersport

Barber Motorsports Park 2.380 miles

Practice 1

5/15/2026 10:10

Practice (30:00 Time) started at 10:10:00

Lap	Lap Tm	Diff	Time of Day
1	1:48.163	+21.558	10:12:17.690
2	1:31.181	+4.576	10:13:48.871
3	1:29.318	+2.713	10:15:18.189
4	1:29.895	+3.290	10:16:48.084
5	1:28.870	+2.265	10:18:16.954
6	1:28.126	+1.521	10:19:45.080
7	1:27.857	+1.252	10:21:12.937
8	1:27.764	+1.159	10:22:40.701
9	1:27.571	+0.966	10:24:08.272
10	1:35.250	+8.645	10:25:43.522
p11	6:21.149	+4:54.544	10:32:04.671
12	1:41.805	+15.200	10:33:46.476
13	1:27.865	+1.260	10:35:14.341
14	1:27.451	+0.846	10:36:41.792
15	1:26.858	+0.253	10:38:08.650
16	<b>1:26.605</b>		10:39:35.255
17	1:27.696	+1.091	10:41:02.951

(47) Avery Dreher			
1	1:33.900	+4.033	10:13:13.087
2	1:32.714	+2.847	10:14:45.801
3	1:31.910	+2.043	10:16:17.711
4	1:31.267	+1.400	10:17:48.978
5	1:30.753	+0.886	10:19:19.731
6	1:30.975	+1.108	10:20:50.706
p7	4:48.086	+3:18.219	10:25:38.792
8	1:40.299	+10.432	10:27:19.091
9	1:31.032	+1.165	10:28:50.123
10	1:30.087	+0.220	10:30:20.210
11	1:29.938	+0.071	10:31:50.148
12	1:30.055	+0.188	10:33:20.203
13	<b>1:29.867</b>		10:34:50.070
14	1:35.990	+6.123	10:36:26.060
15	1:30.444	+0.577	10:37:56.504
16	1:30.732	+0.865	10:39:27.236
17	1:37.054	+7.187	10:41:04.290

(19) Kayla Yaakov			
1	1:53.716	+27.216	10:12:39.320
2	1:31.108	+4.608	10:14:10.428
3	1:29.703	+3.203	10:15:40.131
4	1:28.513	+2.013	10:17:08.644
5	1:28.334	+1.834	10:18:36.978
6	1:27.683	+1.183	10:20:04.661
7	1:27.810	+1.310	10:21:32.471
8	1:32.738	+6.238	10:23:05.209
p9	6:07.645	+4:41.145	10:29:12.854
10	1:41.134	+14.634	10:30:53.988
11	1:27.841	+1.341	10:32:21.829
12	1:27.930	+1.430	10:33:49.759
13	<b>1:26.500</b>		10:35:16.259
14	1:28.414	+1.914	10:36:44.673
15	1:26.633	+0.133	10:38:11.306
16	1:35.002	+8.502	10:39:46.308
17	1:26.708	+0.208	10:41:13.016

(27) Alessandro Di Mario			
1	1:43.426	+16.544	10:12:08.766
2	1:29.465	+2.583	10:13:38.231
p3	5:14.315	+3:47.433	10:18:52.546
4	1:37.886	+11.004	10:20:30.432

Lap	Lap Tm	Diff	Time of Day
5	1:27.278	+0.396	10:21:57.710
6	1:27.281	+0.399	10:23:24.991
7	1:29.713	+2.831	10:24:54.704
8	1:27.261	+0.379	10:26:21.965
9	1:35.250	+8.368	10:27:57.215
10	1:27.026	+0.144	10:29:24.241
11	1:31.486	+4.604	10:30:55.727
12	<b>1:26.882</b>		10:32:22.609
13	1:34.810	+7.928	10:33:57.419
14	<b>1:26.882</b>		10:35:24.301
15	1:32.961	+6.079	10:36:57.262
16	1:34.136	+7.254	10:38:31.398

(96) Gus Rodio			
1	1:33.517	+5.780	10:13:13.086
2	1:31.476	+3.739	10:14:44.562
3	1:29.156	+1.419	10:16:13.718
4	1:28.835	+1.098	10:17:42.553
5	1:30.215	+2.478	10:19:12.768
p6	2:39.078	+1:11.341	10:21:51.846
7	1:37.559	+9.822	10:23:29.405
8	1:28.244	+0.507	10:24:57.649
9	1:28.153	+0.416	10:26:25.802
10	1:28.297	+0.560	10:27:54.099
11	1:28.188	+0.451	10:29:22.287
12	1:34.042	+6.305	10:30:56.329
13	<b>1:27.737</b>		10:32:24.066
p14	5:03.923	+3:36.186	10:37:27.989
15	1:41.015	+13.278	10:39:09.004
16	1:28.497	+0.760	10:40:37.501

(29) Shane Maggs			
1	1:33.215	+3.677	10:13:14.872
2	1:32.661	+3.123	10:14:47.533
3	1:31.705	+2.167	10:16:19.238
4	1:30.776	+1.238	10:17:50.014
5	1:30.808	+1.270	10:19:20.822
6	1:30.544	+1.006	10:20:51.366
p7	6:20.455	+4:50.917	10:27:11.821
8	1:49.991	+20.453	10:29:01.812
9	1:30.486	+0.948	10:30:32.298
10	<b>1:29.538</b>		10:32:01.836
11	1:29.663	+0.125	10:33:31.499
12	1:31.293	+1.755	10:35:02.792
13	1:29.720	+0.182	10:36:32.512
14	1:29.611	+0.073	10:38:02.123
15	1:30.715	+1.177	10:39:32.838
16	1:30.118	+0.580	10:41:02.956

(59) Jaret Nassaney			
1	1:33.648	+4.464	10:13:13.948
2	1:33.308	+4.124	10:14:47.256
3	1:31.120	+1.936	10:16:18.376
4	1:30.844	+1.660	10:17:49.220
p5	1:54.916	+25.732	10:19:44.136
6	1:42.494	+13.310	10:21:26.630
7	1:31.087	+1.903	10:22:57.717
p8	4:23.801	+2:54.617	10:27:21.518
9	1:41.825	+12.641	10:29:03.343
10	1:41.675	+12.491	10:30:45.018
11	1:30.571	+1.387	10:32:15.589

Lap	Lap Tm	Diff	Time of Day
12	1:29.880	+0.696	10:33:45.469
13	1:30.537	+1.353	10:35:16.006
14	1:29.468	+0.284	10:36:45.474
15	<b>1:29.184</b>		10:38:14.658

(70) Tyler Scott			
1	1:47.177	+20.069	10:12:27.778
2	1:32.079	+4.971	10:13:59.857
3	1:29.561	+2.453	10:15:29.418
4	1:29.219	+2.111	10:16:58.637
5	1:28.211	+1.103	10:18:26.848
6	1:39.120	+12.012	10:20:05.968
7	1:27.571	+0.463	10:21:33.539
8	1:38.654	+11.546	10:23:12.193
9	1:33.222	+6.114	10:24:45.415
10	1:27.476	+0.368	10:26:12.891
p11	6:01.890	+4:34.782	10:32:14.781
12	1:49.260	+22.152	10:34:04.041
13	1:27.240	+0.132	10:35:31.281
14	<b>1:27.108</b>		10:36:58.389
p15	1:50.433	+23.325	10:38:48.822

(71) Torin Collins			
1	1:46.395	+17.994	10:13:14.384
2	1:32.186	+3.785	10:14:46.570
3	1:29.953	+1.552	10:16:16.523
4	1:29.532	+1.131	10:17:46.055
5	1:29.221	+0.820	10:19:15.276
p6	4:28.484	+3:00.083	10:23:43.760
7	1:40.248	+11.847	10:25:24.008
8	1:29.797	+1.396	10:26:53.805
9	1:28.817	+0.416	10:28:22.622
10	1:28.816	+0.415	10:29:51.438
11	1:28.679	+0.278	10:31:20.117
p12	3:38.417	+2:10.016	10:34:58.534
13	1:38.263	+9.862	10:36:36.797
14	1:28.721	+0.320	10:38:05.518
15	<b>1:28.401</b>		10:39:33.919

(241) Maximiliano Gerardo			
1	1:33.403	+5.392	10:13:11.933
2	1:30.700	+2.689	10:14:42.633
3	1:30.235	+2.224	10:16:12.868
4	1:29.834	+1.823	10:17:42.702
5	1:29.239	+1.228	10:19:11.941
6	1:45.513	+17.502	10:20:57.454
7	1:28.903	+0.892	10:22:26.357
p8	7:39.016	+6:11.005	10:30:05.373
9	1:48.907	+20.896	10:31:54.280
10	1:30.270	+2.259	10:33:24.550
11	<b>1:28.011</b>		10:34:52.561
12	1:35.373	+7.362	10:36:27.934
13	1:28.669	+0.658	10:37:56.603
14	1:39.834	+11.823	10:39:36.437
15	1:28.721	+0.710	10:41:05.158

(131) Chuck Ivey			
1	1:59.250	+27.789	10:13:12.503
2	1:34.722	+3.261	10:14:47.225
3	1:33.439	+1.978	10:16:20.664
4	1:32.102	+0.641	10:17:52.766

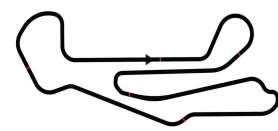
Race Director

Rick Hobbs

Signed \_\_\_\_\_

Orbits





MotoAmerica Superbike at Barber

Supersport

Barber Motorsports Park 2.380 miles

Practice 1

5/15/2026 10:10

Practice (30:00 Time) started at 10:10:00

Lap	Lap Tm	Diff	Time of Day
5	1:32.081	+0.620	10:19:24.847
p6	2:15.148	+43.687	10:21:39.995
7	4:15.221	+2:43.760	10:25:55.216
8	1:32.188	+0.727	10:27:27.404
9	1:32.275	+0.814	10:28:59.679
10	<b>1:31.461</b>		10:30:31.140
p11	2:04.829	+33.368	10:32:35.969
12	3:36.442	+2:04.981	10:36:12.411
13	1:32.404	+0.943	10:37:44.815
14	1:31.815	+0.354	10:39:16.630

(156) Grant Cowan

1	1:39.311	+5.860	10:13:38.125
2	1:35.761	+2.310	10:15:13.886
3	1:35.373	+1.922	10:16:49.259
4	1:34.865	+1.414	10:18:24.124
5	1:35.115	+1.664	10:19:59.239
6	1:34.189	+0.738	10:21:33.428
7	<b>1:33.451</b>		10:23:06.879
p8	2:49.567	+1:16.116	10:25:56.446
9	1:45.306	+11.855	10:27:41.752
p10	5:15.287	+3:41.836	10:32:57.039
11	1:51.527	+18.076	10:34:48.566
12	1:35.464	+2.013	10:36:24.030
13	1:34.224	+0.773	10:37:58.254
14	1:34.544	+1.093	10:39:32.798

(311) Jeff Bean

1	1:58.199	+25.824	10:13:13.898
2	1:35.640	+3.265	10:14:49.538
3	1:34.177	+1.802	10:16:23.715
4	1:32.688	+0.313	10:17:56.403
5	1:32.768	+0.393	10:19:29.171
6	1:33.322	+0.947	10:21:02.493
7	1:32.955	+0.580	10:22:35.448
8	1:32.925	+0.550	10:24:08.373
9	1:34.204	+1.829	10:25:42.577
p10	2:04.940	+32.565	10:27:47.517
11	7:58.568	+6:26.193	10:35:46.085
12	<b>1:32.375</b>		10:37:18.460
13	1:33.343	+0.968	10:38:51.803
14	1:33.846	+1.471	10:40:25.649

(127) Edgar Zaragoza

1	1:53.704	+21.770	10:12:24.729
2	1:35.578	+3.644	10:14:00.307
3	1:33.818	+1.884	10:15:34.125
4	1:32.985	+1.051	10:17:07.110
p5	7:32.700	+6:00.766	10:24:39.810
6	2:10.021	+38.087	10:26:49.831
7	1:33.030	+1.096	10:28:22.861
8	1:34.394	+2.460	10:29:57.255
9	1:34.076	+2.142	10:31:31.331
10	1:34.203	+2.269	10:33:05.534
11	1:32.926	+0.992	10:34:38.460
12	<b>1:31.934</b>		10:36:10.394
13	1:32.860	+0.926	10:37:43.254

(2) Josh Herrin

1	1:28.086	+2.214	10:13:00.364
2	1:28.575	+2.703	10:14:28.939

Lap	Lap Tm	Diff	Time of Day
3	1:26.825	+0.953	10:15:55.764
4	1:28.587	+2.715	10:17:24.351
5	1:26.370	+0.498	10:18:50.721
6	1:29.308	+3.436	10:20:20.029
7	1:26.558	+0.686	10:21:46.587
8	1:26.272	+0.400	10:23:12.859
p9	12:31.438	+11:05.566	10:35:44.297
10	1:36.797	+10.925	10:37:21.094
11	1:26.324	+0.452	10:38:47.418
12	<b>1:25.872</b>		10:40:13.290

(12) Alexander Enriquez

1	1:48.484	+19.349	10:12:03.732
2	1:34.401	+5.266	10:13:38.133
3	1:31.520	+2.385	10:15:09.653
p4	8:09.182	+6:40.047	10:23:18.835
5	1:41.925	+12.790	10:25:00.760
6	1:29.675	+0.540	10:26:30.435
7	1:29.862	+0.727	10:28:00.297
8	<b>1:29.135</b>		10:29:29.432
9	1:31.473	+2.338	10:31:00.905
p10	6:23.356	+4:54.221	10:37:24.261
11	1:38.635	+9.500	10:39:02.896
12	1:33.003	+3.868	10:40:35.899

(151) Hayden Diedrich

1	1:59.337	+27.246	10:12:57.355
2	1:36.725	+4.634	10:14:34.080
3	1:34.419	+2.328	10:16:08.499
4	1:34.081	+1.990	10:17:42.580
5	1:33.429	+1.338	10:19:16.009
6	<b>1:32.091</b>		10:20:48.100
7	1:32.713	+0.622	10:22:20.813
p8	4:43.093	+3:11.002	10:27:03.906
p9	8:50.158	+7:18.067	10:35:54.064
10	1:53.067	+20.976	10:37:47.131
11	1:32.945	+0.854	10:39:20.076
12	1:33.051	+0.960	10:40:53.127

(10) Ella Dreher

1	1:35.004	+2.742	10:13:21.233
2	1:33.714	+1.452	10:14:54.947
3	<b>1:32.262</b>		10:16:27.209
4	1:32.566	+0.304	10:17:59.775
p5	4:41.845	+3:09.583	10:22:41.620
6	1:44.494	+12.232	10:24:26.114
7	1:32.778	+0.516	10:25:58.892
8	1:32.632	+0.370	10:27:31.524
p9	8:49.466	+7:17.204	10:36:20.990

(117) Lindsay McGregor

1	1:41.637	+3.858	10:13:40.194
2	1:39.233	+1.454	10:15:19.427
p3	6:35.603	+4:57.824	10:21:55.030
4	2:02.975	+25.196	10:23:58.005
5	<b>1:37.779</b>		10:25:35.784

(440) Kevin Horney

p1	5:04.861	3:55:49.914	10:16:53.877
2	1:44.755	3:59:10.020	10:18:38.632
p3	6:52.492	3:54:02.283	10:25:31.124

Lap	Lap Tm	Diff	Time of Day
4	1:46.423	3:59:08.352	10:27:17.547
p5	12:14.242	3:48:40.533	10:39:31.789

(92) Jason Waters

1	1:50.004	+21.212	10:12:35.980
p2	23:24.284	+21:55.492	10:36:00.264
3	1:41.472	+12.680	10:37:41.736
4	1:30.059	+1.267	10:39:11.795
5	<b>1:28.792</b>		10:40:40.587

(41) Chase Black

p1	4:13.826	3:56:40.949	10:14:40.308
p2	5:35.991	3:55:18.784	10:20:16.299
p3	11:44.679	3:49:10.096	10:32:00.978

(98) Aiden Sneed

1	1:49.993	3:59:04.782	10:12:01.191
p2	3:01.692	3:57:53.083	10:15:02.883

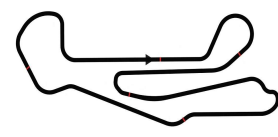
Race Director

Orbits

Rick Hobbs

Signed \_\_\_\_\_





MotoAmerica Superbike at Barber

Supersport

Barber Motorsports Park 2.380 miles

Practice 1

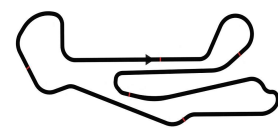
5/15/2026 10:10

Practice (30:00 Time) started at 10:10:00

Lap	Lap Tm	S1	S2	S3	S4	S5	SPD
<b>(2) Josh Herrin</b>							
1	1:28.086	15.994	15.162	22.560	15.746	18.624	136.2
2	1:28.575	15.908	15.504	22.762	15.642	18.759	140.8
3	1:26.825	15.439	15.161	22.350	15.315	18.560	141.2
4	1:28.587	15.789	15.655	22.963	15.574	18.606	141.4
5	1:26.370	15.332	15.013	22.345	15.213	18.467	141.6
6	1:29.308	15.889	16.134	23.014	15.694	18.577	141.2
7	1:26.558	<b>15.149</b>	15.006	22.236	15.714	18.453	142.1
8	1:26.272	15.299	14.952	22.247	15.315	18.459	141.4
p9	2:31.438	15.913	16.308	23.982	16.113		141.4
10	1:36.797		15.931	22.667	15.460	18.377	
11	1:26.324	15.253	15.120	22.283	15.270	18.398	<b>143.2</b>
12	<b>1:25.872</b>	15.202	<b>14.935</b>	<b>22.209</b>	<b>15.151</b>	<b>18.375</b>	142.3
<b>(19) Kayla Yaakov</b>							
1	1:53.716		18.491	24.523	16.523	19.574	
2	1:31.108	16.243	15.974	23.596	16.023	19.272	138.6
3	1:29.703	15.801	15.489	23.112	15.950	19.351	141.2
4	1:28.513	15.748	15.304	22.957	15.615	18.889	141.6
5	1:28.334	15.620	15.485	22.744	15.646	18.839	141.4
6	1:27.683	15.467	15.190	22.596	15.522	18.908	141.9
7	1:27.810	15.474	15.124	22.573	15.676	18.963	141.4
8	1:32.738	16.249	16.886	24.613	16.066	18.924	142.3
p9	6:07.645	15.448	15.195	22.948	15.672		141.4
10	1:41.134		18.739	23.333	15.777	18.953	
11	1:27.841	15.544	15.249	22.659	15.694	18.695	141.4
12	1:27.930	15.987	15.383	22.463	15.485	18.612	137.0
13	<b>1:26.500</b>	15.403	15.048	<b>22.283</b>	15.333	<b>18.433</b>	143.0
14	1:28.414	15.963	15.260	22.702	15.672	18.817	140.8
15	1:26.633	<b>15.332</b>	<b>15.010</b>	22.433	<b>15.319</b>	18.539	143.4
16	1:35.002	16.919	16.897	25.699	16.583	18.904	<b>143.6</b>
17	1:26.708	15.386	15.083	22.335	15.358	18.546	141.9
<b>(53) Darryn Binder</b>							
1	1:48.163		17.172	24.734	17.157	20.029	
2	1:31.181	16.439	15.510	23.288	16.415	19.529	137.0
3	1:29.318	16.319	15.143	22.931	15.712	19.213	137.6
4	1:29.895	15.843	15.146	23.057	16.486	19.363	141.0
5	1:28.870	15.960	15.150	22.817	15.852	19.091	140.5
6	1:28.126	15.816	15.087	22.700	15.654	18.869	140.8
7	1:27.857	15.622	15.016	22.727	15.604	18.888	141.2
8	1:27.764	15.812	15.041	22.592	15.496	18.823	142.3
9	1:27.571	15.656	14.997	22.546	15.350	19.022	142.7
10	1:35.250	21.022	15.953	23.208	15.862	19.205	141.6
p11	6:21.149	15.946	15.037	22.816	16.603		138.4
12	1:41.805		16.356	25.226	15.784	19.140	
13	1:27.865	15.740	15.098	22.623	15.630	18.774	142.3
14	1:27.451	15.696	15.212	22.534	15.350	18.659	141.9
15	1:26.858	15.608	14.996	<b>22.339</b>	15.327	<b>18.588</b>	142.5
16	<b>1:26.605</b>	15.568	<b>14.930</b>	22.363	<b>15.153</b>	18.591	<b>143.6</b>
17	1:27.696	<b>15.484</b>	15.390	22.387	15.394	19.041	142.3
<b>(26) Dominic Doyle</b>							
1	1:30.708	16.278	15.960	23.396	15.935	19.139	135.4
2	1:28.814	16.051	15.282	22.945	15.578	18.958	138.2
3	1:28.937	16.095	15.173	23.108	15.652	18.909	139.3
4	1:28.545	15.633	15.190	23.024	15.702	18.996	138.8
5	1:28.374	15.638	15.216	22.916	15.619	18.985	138.0
6	1:28.470	15.520	15.336	22.758	15.697	19.159	136.8
7	1:27.856	15.534	15.182	22.716	15.643	18.781	138.2
8	1:27.487	15.504	15.187	22.628	15.466	18.702	137.6
9	1:28.912	15.615	15.619	22.871	15.665	19.142	138.6
p10	1:50.626	15.597	15.208	24.091	16.491		138.6
11	1:42.140		15.940	23.113	15.711	18.913	
p12	1:47.296	15.507	15.531	22.957	16.531		138.8
13	2:08.421		15.278	22.658	15.434	18.787	
14	1:27.773	15.640	15.529	22.574	15.368	18.662	141.0

Race Director \_\_\_\_\_ Orbits

Rick Hobbs  
Signed \_\_\_\_\_



MotoAmerica Superbike at Barber

Supersport

Barber Motorsports Park 2.380 miles

Practice 1

5/15/2026 10:10

Practice (30:00 Time) started at 10:10:00

Lap	Lap Tm	S1	S2	S3	S4	S5	SPD
15	1:27.616	15.677	15.521	22.538	15.326	<b>18.554</b>	140.3
16	1:27.351	15.581	<b>15.083</b>	22.607	15.436	18.644	140.8
17	<b>1:26.763</b>	<b>15.376</b>	15.244	<b>22.383</b>	<b>15.145</b>	18.615	<b>142.3</b>
18	1:28.655	15.858	15.572	22.830	15.517	18.878	139.7
19	1:27.554	15.465	15.207	22.670	15.363	18.849	139.5

(27) Alessandro Di Mario

1	1:43.426		16.573	23.668	15.878	19.048	
2	1:29.465	15.819	15.493	22.750	16.205	19.198	139.7
p3	5:14.315	16.971	16.145	22.946	16.371		133.4
4	1:37.886		15.831	22.653	16.000	18.843	
5	1:27.278	15.518	15.414	22.526	15.316	<b>18.504</b>	141.6
6	1:27.281	15.465	15.426	22.506	15.345	18.539	139.5
7	1:29.713	16.086	15.945	22.975	15.793	18.914	137.0
8	1:27.261	15.451	15.391	22.527	15.347	18.545	140.8
9	1:35.250	16.366	16.079	27.320	16.198	19.287	138.8
10	1:27.026	15.383	15.392	22.484	15.230	18.537	140.5
11	1:31.486	16.339	16.816	23.941	15.559	18.831	139.3
12	<b>1:26.882</b>	<b>15.349</b>	15.412	<b>22.360</b>	<b>15.119</b>	18.642	141.2
13	1:34.810	15.903	17.277	25.282	16.726	19.622	141.2
14	<b>1:26.882</b>	15.428	<b>15.316</b>	22.412	15.179	18.547	<b>141.9</b>
15	1:32.961	17.379	16.288	24.271	16.102	18.921	141.4
16	1:34.136	15.406	15.415	23.635	20.014	19.666	141.9

(4) Joshua Hayes

1	1:43.579		16.622	24.625	16.309	19.516	
2	1:30.638	16.353	15.641	23.490	16.110	19.044	133.4
3	1:29.832	15.933	15.480	23.301	15.891	19.227	135.8
4	1:29.065	15.785	15.534	23.091	15.551	19.104	136.2
5	1:28.791	15.835	15.259	23.000	15.582	19.115	136.6
6	1:28.209	15.558	15.230	22.807	15.520	19.094	137.8
7	1:28.835	15.544	15.408	23.087	15.822	18.974	137.8
8	1:27.716	15.573	15.188	22.783	15.454	18.718	137.8
9	1:27.803	15.524	15.140	22.874	15.580	18.685	137.8
10	1:27.475	15.428	15.173	<b>22.713</b>	15.561	18.600	137.4
11	1:27.708	15.449	15.128	22.801	15.602	18.728	137.8
12	1:27.333	<b>15.412</b>	15.141	22.776	15.385	18.619	137.2
13	1:28.527	15.472	15.105	22.889	16.044	19.017	138.2
14	1:27.524	15.586	15.117	22.799	15.338	18.684	138.0
15	1:27.338	15.526	15.033	22.737	15.376	18.666	<b>138.6</b>
p16	4:20.834	15.993	15.752	23.572	16.084		137.8
17	1:35.900		15.464	23.107	15.575	18.850	
18	1:27.376	15.469	15.145	22.853	15.350	<b>18.559</b>	138.4
19	<b>1:27.080</b>	15.418	<b>14.982</b>	22.725	<b>15.326</b>	18.629	138.6

(70) Tyler Scott

1	1:47.177		17.479	24.951	17.670	20.645	
2	1:32.079	16.539	15.684	23.546	16.674	19.636	137.8
3	1:29.561	15.734	15.388	23.197	15.958	19.284	138.2
4	1:29.219	15.738	15.262	22.983	15.679	19.557	139.5
5	1:28.211	15.562	15.205	22.798	15.583	19.063	139.1
6	1:39.120	17.972	19.193	24.006	16.564	21.385	138.0
7	1:27.571	15.545	15.225	22.648	<b>15.361</b>	18.792	139.1
8	1:38.654	17.873	18.939	26.267	16.457	19.118	130.5
9	1:33.222	15.531	17.804	24.454	16.111	19.322	138.8
10	1:27.476	15.473	15.015	22.805	15.419	<b>18.764</b>	138.8
p11	6:01.890	17.474	17.139	25.570	17.990		139.1
12	1:49.260		19.158	23.923	16.804	19.481	
13	1:27.240	15.469	14.990	22.541	15.437	18.803	139.1
14	<b>1:27.108</b>	<b>15.426</b>	<b>14.936</b>	<b>22.513</b>	15.421	18.812	<b>141.0</b>
p15	1:50.433	15.560	15.176	23.582	17.690		138.8

(22) Blake Davis

1	1:42.300			23.489	16.266	19.354	
2	1:30.594	16.245	15.742	23.124	15.766	19.717	139.1
3	1:28.802	15.890	15.377	22.810	15.599	19.126	138.6
4	1:28.559	15.824	15.352	22.730	15.681	18.972	139.5
5	1:28.010	15.746	15.179	22.571	15.529	18.985	138.8

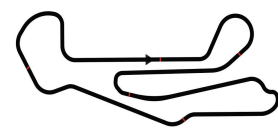
Race Director

Orbits

Rick Hobbs

Signed \_\_\_\_\_





MotoAmerica Superbike at Barber

Supersport

Barber Motorsports Park 2.380 miles

Practice 1

5/15/2026 10:10

Practice (30:00 Time) started at 10:10:00

Lap	Lap Tm	S1	S2	S3	S4	S5	SPD
p6	4:54.098	15.808	15.491	22.874	16.389		139.3
7	1:38.748		16.182	22.916	15.916	19.362	
8	1:28.480	15.928	15.375	22.652	15.519	19.006	140.1
9	1:28.675	15.784	15.347	22.783	15.840	18.921	140.5
10	1:27.995	15.680	15.305	22.586	15.533	18.891	141.0
11	1:28.842	15.812	15.307	23.108	15.558	19.057	<b>142.3</b>
12	1:27.671	15.648	15.239	22.453	15.446	18.885	140.8
13	<b>1:27.606</b>	15.656	<b>15.172</b>	<b>22.419</b>	15.467	18.892	141.9
14	1:31.348	16.945	15.599	22.823	15.679	20.302	140.3
15	1:27.852	15.799	15.183	22.514	15.553	<b>18.803</b>	141.0
16	1:27.771	15.677	15.243	22.612	15.433	18.806	142.1
17	1:28.387	15.886	15.324	22.553	15.651	18.973	139.7
18	1:27.614	<b>15.623</b>	15.178	22.543	<b>15.416</b>	18.854	140.5

(96) Gus Rodio

1	1:33.517	16.523	16.121	24.239	17.224	19.410	133.4
2	1:31.476	16.892	16.191	23.114	16.132	19.147	125.2
3	1:29.156	15.760	15.554	22.699	16.101	19.042	138.6
4	1:28.835	15.561	<b>15.393</b>	22.611	15.753	19.517	138.2
5	1:30.215	15.691	15.446	22.920	15.934	20.224	137.6
p6	2:39.078	15.724	15.730	23.917	16.396		138.8
7	1:37.559		15.696	22.864	15.740	19.082	
8	1:28.244	15.587	15.787	<b>22.444</b>	15.474	18.952	138.8
9	1:28.153	15.650	15.687	22.637	15.466	<b>18.713</b>	139.7
10	1:28.297	<b>15.551</b>	15.508	22.637	15.604	18.997	138.8
11	1:28.188	15.589	15.520	22.654	15.515	18.910	138.2
12	1:34.042	15.841	17.366	26.193	15.631	19.011	138.2
13	<b>1:27.737</b>	15.565	15.435	22.582	<b>15.387</b>	18.768	140.1
p14	5:03.923	15.766	15.794	24.272	16.679		<b>141.2</b>
15	1:41.015		16.275	23.317	16.030	19.157	
16	1:28.497	15.736	15.493	22.761	15.498	19.009	138.4

(241) Maximiliano Gerardo

1	1:33.403	16.339	15.876	24.305	16.822	20.061	135.0
2	1:30.700	16.133	15.625	23.331	16.282	19.329	136.0
3	1:30.235	16.154	15.411	23.165	16.234	19.271	138.2
4	1:29.834	15.777	15.240	22.990	16.015	19.812	138.2
5	1:29.239	15.930	15.269	22.968	15.906	19.166	130.9
6	1:45.513	21.916	20.031	27.545	16.707	19.314	138.0
7	1:28.903	15.753	15.238	22.889	15.799	19.224	138.4
p8	7:39.016	17.901	16.418	25.449	17.814		138.2
9	1:48.907		17.308	23.666	16.185	19.266	
10	1:30.270	15.742	16.576	22.978	15.721	19.253	137.8
11	<b>1:28.011</b>	15.675	<b>15.205</b>	<b>22.636</b>	<b>15.498</b>	18.997	138.0
12	1:35.373	<b>15.565</b>	15.290	23.259	18.459	22.800	139.7
13	1:28.669	15.660	15.237	22.825	15.652	19.295	<b>139.9</b>
14	1:39.834	20.244	20.940	24.407	15.503	<b>18.740</b>	134.2
15	1:28.721	15.765	15.555	22.896	15.538	18.967	138.6

(71) Torin Collins

1	1:46.395		16.331	23.935	16.703	19.756	
2	1:32.186	16.561	15.902	23.990	16.136	19.597	132.2
3	1:29.953	15.985	15.616	23.264	15.870	19.218	136.0
4	1:29.532	15.845	15.390	23.074	16.023	19.200	<b>138.4</b>
5	1:29.221	16.005	15.336	22.936	15.757	19.187	136.6
p6	4:28.484	15.846	16.114	25.382	15.902		136.4
7	1:40.248		15.490	23.181	15.868	19.397	
8	1:29.797	16.127	15.448	22.992	16.032	19.198	136.2
9	1:28.817	<b>15.585</b>	15.255	22.930	15.727	19.320	137.0
10	1:28.816	15.698	15.347	22.997	15.815	18.959	137.8
11	1:28.679	15.831	<b>15.149</b>	22.894	15.827	18.978	137.0
p12	3:38.417	15.734	15.841	23.795	16.959		137.4
13	1:38.263		15.479	23.067	15.779	19.188	
14	1:28.721	15.684	15.362	22.882	15.795	18.998	138.2
15	<b>1:28.401</b>	15.644	15.552	<b>22.653</b>	<b>15.657</b>	<b>18.895</b>	138.2

(58) Logan Cunnison

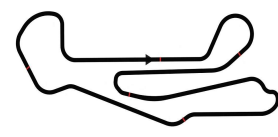
1	1:33.574	17.000	16.218	24.187	16.449	19.720	135.2
---	----------	--------	--------	--------	--------	--------	-------

Race Director \_\_\_\_\_ Orbits

Rick Hobbs

Signed \_\_\_\_\_





MotoAmerica Superbike at Barber

Supersport

Barber Motorsports Park 2.380 miles

Practice 1

5/15/2026 10:10

Practice (30:00 Time) started at 10:10:00

Lap	Lap Tm	S1	S2	S3	S4	S5	SPD
2	1:32.910	17.178	16.396	23.930	15.826	19.580	124.0
3	1:29.833	16.348	15.507	23.123	15.707	19.148	136.4
4	1:30.535	16.448	15.848	23.081	16.031	19.127	133.8
5	1:29.561	16.085	15.501	22.861	15.761	19.353	132.6
6	1:29.466	16.017	15.439	23.019	15.855	19.136	137.8
7	1:29.300	15.970	15.441	23.024	15.819	19.046	<b>139.3</b>
p8	4:01.249	16.194	15.856	24.897	15.819		135.2
9	1:38.417		15.974	23.294	16.115	19.265	
10	1:28.908	15.958	15.483	23.080	15.529	18.858	131.9
11	1:29.726	15.888	15.801	23.203	15.869	18.965	137.4
12	1:28.852	16.016	15.401	22.997	15.698	18.740	138.6
13	1:28.687	16.005	15.805	22.933	<b>15.316</b>	<b>18.628</b>	137.2
14	<b>1:28.609</b>	<b>15.785</b>	<b>15.384</b>	<b>22.775</b>	15.583	19.082	133.8
15	1:30.604	16.048	15.778	23.387	16.031	19.360	134.8
16	1:31.102	16.281	15.784	23.639	16.268	19.130	135.6
17	1:31.195	16.357	15.809	23.212	16.199	19.618	130.7
18	1:30.343	16.231	15.634	23.456	15.801	19.221	129.4

(92) Jason Waters

1	1:50.004		16.684	23.613	16.049	19.262	
p2	3:24.284	16.188	16.389	33.052	20.446		136.4
3	1:41.472		16.366	23.565	16.170	19.520	
4	1:30.059	16.108	15.605	23.234	15.880	19.232	136.0
5	<b>1:28.792</b>	<b>15.845</b>	<b>15.478</b>	<b>22.722</b>	<b>15.563</b>	<b>19.184</b>	<b>136.8</b>

(12) Alexander Enriquez

1	1:48.484		17.165	24.461	17.219	20.011	
2	1:34.401	16.560	16.416	23.936	16.846	20.643	136.6
3	1:31.520	16.328	15.805	23.605	16.449	19.333	135.6
p4	8:09.182	16.136	15.739	23.543	16.305		133.2
5	1:41.925		16.004	23.293	16.266	19.096	
6	1:29.675	15.947	15.680	23.023	15.959	19.066	137.0
7	1:29.862	16.101	15.562	23.132	16.124	18.943	139.1
8	<b>1:29.135</b>	15.689	<b>15.420</b>	23.281	<b>15.764</b>	18.981	139.3
9	1:31.473	<b>15.660</b>	15.432	24.753	16.468	19.160	<b>140.1</b>
p10	6:23.356	15.732	15.447	<b>22.839</b>	16.390		139.5
11	1:38.635		15.846	23.089	15.863	<b>18.913</b>	
12	1:33.003	15.811	16.444	25.745	16.073	18.930	138.6

(59) Jaret Nassaney

1	1:33.648	16.713	16.390	23.947	16.594	20.004	134.0
2	1:33.308	16.690	16.569	23.896	16.400	19.753	132.0
3	1:31.120	16.406	15.845	23.683	15.890	19.296	134.0
4	1:30.844	16.126	15.903	23.465	15.680	19.670	134.6
p5	1:54.916	16.294	15.740	23.460	16.320		134.4
6	1:42.494		16.145	23.690	15.955	19.544	
7	1:31.087	16.424	15.738	23.543	15.885	19.497	131.1
p8	4:23.801	18.528	17.204	25.891	15.786		134.0
9	1:41.825		16.030	23.665	15.952	19.189	
10	1:41.675	16.212	16.822	29.078	19.853	19.710	134.2
11	1:30.571	16.279	15.664	23.484	15.756	19.388	134.2
12	1:29.880	16.040	15.599	23.193	15.860	19.188	136.4
13	1:30.537	16.984	15.477	23.175	15.721	19.180	134.4
14	1:29.468	15.926	15.497	23.254	15.668	<b>19.123</b>	137.4
15	<b>1:29.184</b>	<b>15.833</b>	<b>15.333</b>	<b>23.125</b>	<b>15.591</b>	19.302	<b>137.6</b>

(29) Shane Maggs

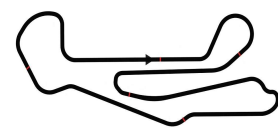
1	1:33.215	16.959	16.228	24.118	16.312	19.598	130.4
2	1:32.661	16.765	16.092	23.862	16.135	19.807	129.8
3	1:31.705	16.759	15.828	23.714	15.971	19.433	127.6
4	1:30.776	16.347	15.749	23.475	15.953	19.252	129.2
5	1:30.808	16.367	15.690	23.439	15.957	19.355	129.2
6	1:30.544	16.315	15.741	23.420	15.883	19.185	124.7
p7	6:20.455	16.489	16.242	24.899	16.753		128.9
8	1:49.991		17.071	25.504	18.733	20.339	
9	1:30.486	16.303	15.823	23.244	15.750	19.366	127.6
10	<b>1:29.538</b>	16.126	15.523	23.043	15.722	19.124	134.6
11	1:29.663	<b>16.012</b>	15.605	<b>23.032</b>	15.864	19.150	134.8

Race Director \_\_\_\_\_ Orbits

Rick Hobbs

Signed \_\_\_\_\_





MotoAmerica Superbike at Barber

Supersport

Barber Motorsports Park 2.380 miles

Practice 1

5/15/2026 10:10

Practice (30:00 Time) started at 10:10:00

Lap	Lap Tm	S1	S2	S3	S4	S5	SPD
12	1:31.293	16.049	15.685	23.384	16.413	19.762	135.4
13	1:29.720	16.067	15.603	23.107	15.787	19.156	<b>136.0</b>
14	1:29.611	16.083	15.591	23.183	<b>15.676</b>	<b>19.078</b>	135.6
15	1:30.715	16.072	<b>15.398</b>	23.089	16.231	19.925	135.4
16	1:30.118	16.180	15.580	23.201	15.930	19.227	134.8

(144) Brenden Ketelsen

1	1:47.189		16.956	24.646	17.673	20.225	
2	1:33.314	16.538	16.360	24.011	16.650	19.755	133.0
3	1:31.972	16.184	16.089	23.811	16.352	19.536	133.6
4	1:31.675	16.164	15.682	24.133	16.353	19.343	137.0
5	1:30.655	16.127	15.748	23.402	16.001	19.377	138.0
6	1:30.652	16.065	15.634	23.458	16.036	19.459	136.4
7	1:31.028	16.033	15.684	23.545	16.236	19.530	137.0
8	1:30.560	16.056	15.623	23.404	16.235	19.242	136.6
9	1:30.947	16.146	15.536	23.729	16.096	19.440	137.2
10	1:31.580	16.878	15.668	23.428	16.233	19.373	138.6
p11	5:00.521	16.137	15.835	26.156	16.503		136.6
12	1:40.242		16.107	24.027	16.454	19.368	
13	1:30.682	16.081	16.150	23.350	<b>15.820</b>	19.281	137.0
14	<b>1:29.552</b>	<b>15.971</b>	15.342	<b>23.059</b>	16.091	19.089	138.6
15	1:30.118	16.118	<b>15.318</b>	23.276	16.188	19.218	<b>139.7</b>
16	1:29.841	15.979	15.511	23.213	16.133	<b>19.005</b>	139.3
17	1:30.064	16.131	15.677	23.175	15.922	19.159	138.0
18	1:29.902	16.129	15.463	23.285	15.892	19.133	138.2

(47) Avery Dreher

1	1:33.900	16.770	15.871	24.494	16.730	20.035	134.4
2	1:32.714	16.797	16.109	23.836	16.162	19.810	126.9
3	1:31.910	16.663	15.874	23.396	16.320	19.657	133.2
4	1:31.267	16.350	15.832	23.349	16.171	19.565	135.4
5	1:30.753	16.093	15.561	23.446	16.032	19.621	135.4
6	1:30.975	16.041	15.809	23.430	15.866	19.829	135.8
p7	4:48.086	18.375	16.238	24.616	16.693		134.4
8	1:40.299		16.200	23.573	16.181	19.667	
9	1:31.032	16.078	15.807	23.571	16.163	19.413	134.6
10	1:30.087	15.780	<b>15.494</b>	23.376	15.997	19.440	135.4
11	1:29.938	<b>15.757</b>	15.683	<b>23.245</b>	15.892	19.361	135.4
12	1:30.055	15.807	15.699	23.314	15.956	19.279	135.8
13	<b>1:29.867</b>	15.807	15.662	23.318	<b>15.854</b>	<b>19.226</b>	135.0
14	1:35.990	15.757	16.920	27.027	16.595	19.691	136.2
15	1:30.444	15.764	15.544	23.583	16.162	19.391	135.4
16	1:30.732	15.913	15.625	23.354	16.304	19.536	136.4
17	1:37.054	17.327	16.415	23.874	16.641	22.797	<b>136.6</b>

(35) Carson King

1	1:52.432		17.462	24.471	17.100	20.600	
2	1:32.722	16.670	16.313	23.622	16.454	19.663	134.2
3	1:31.444	16.321	15.952	23.309	16.274	19.588	136.2
4	1:30.767	16.141	15.831	23.029	16.205	19.561	135.4
5	1:30.679	16.018	15.816	23.113	16.223	19.509	136.2
6	1:31.470	16.291	16.204	23.181	16.282	19.512	136.2
7	1:30.956	16.308	15.833	23.143	16.218	19.454	134.8
8	1:31.050	16.062	15.937	23.070	16.385	19.596	135.6
9	1:31.290	16.076	16.178	23.402	16.181	19.453	134.0
10	1:31.799	16.055	16.051	23.192	16.534	19.967	<b>136.8</b>
11	1:31.777	16.720	16.146	23.270	16.281	19.360	130.5
12	1:30.841	16.016	15.999	23.108	16.283	19.435	135.2
13	1:31.593	16.016	15.958	24.004	16.322	19.293	135.6
14	1:30.288	16.046	15.831	22.927	16.191	19.293	136.2
15	<b>1:30.207</b>	16.119	15.796	<b>22.898</b>	<b>16.035</b>	19.359	135.2
16	1:30.341	16.102	15.859	23.092	16.127	<b>19.161</b>	135.8
17	1:31.291	<b>15.936</b>	<b>15.762</b>	23.197	16.504	19.892	135.6

(555) Ryder Davis

1	1:35.444	17.295	16.184	24.452	16.802	20.711	128.0
2	1:33.079	16.751	15.957	23.764	16.706	19.901	125.9
3	1:32.158	16.517	15.897	23.405	16.711	19.628	131.3

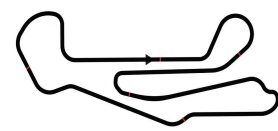
Race Director

Orbits

Rick Hobbs

Signed \_\_\_\_\_





MotoAmerica Superbike at Barber

Supersport

Barber Motorsports Park 2.380 miles

Practice 1

5/15/2026 10:10

Practice (30:00 Time) started at 10:10:00

Lap	Lap Tm	S1	S2	S3	S4	S5	SPD
4	1:31.392	16.251	15.741	23.322	16.249	19.829	135.4
5	1:31.141	16.402	<b>15.613</b>	23.403	16.179	19.544	136.0
6	1:30.970	16.103	15.685	23.281	16.294	19.607	134.6
7	1:31.211	16.292	15.717	23.101	16.544	19.557	136.4
8	1:31.073	16.171	15.701	23.356	16.288	19.557	134.2
9	<b>1:30.518</b>	16.164	15.627	<b>23.025</b>	16.160	19.542	136.0
10	1:30.788	16.164	15.697	23.124	<b>16.114</b>	19.689	134.6
11	1:30.617	<b>16.078</b>	15.755	23.049	16.205	19.530	136.0
12	1:31.645	16.209	15.694	23.076	16.709	19.957	138.6
13	1:31.572	16.475	16.042	23.157	16.226	19.672	<b>139.9</b>
14	1:31.956	17.052	15.903	23.141	16.178	19.682	137.0
p15	3:12.159	17.620	17.370	23.602	16.983		135.2
16	1:42.638		16.449	23.439	16.515	19.658	
17	1:31.759	16.500	15.982	23.246	16.529	<b>19.502</b>	137.6
18	1:31.837	17.027	15.914	23.104	16.227	19.565	137.4

(131) Chuck Ivey

1	1:59.250		18.587	25.539	17.144	20.117	
2	1:34.722	16.866	16.470	24.763	16.675	19.948	124.3
3	1:33.439	16.726	16.488	24.071	16.278	19.876	131.1
4	1:32.102	16.188	16.160	23.864	16.275	19.615	131.7
5	1:32.081	16.149	16.157	23.926	16.221	19.628	130.0
p6	2:15.148	16.248	17.025	25.329	16.725		<b>132.6</b>
7	4:15.221		17.267	24.972	16.579	19.831	
8	1:32.188	16.370	16.334	23.831	16.209	<b>19.444</b>	128.9
9	1:32.275	16.057	16.347	23.760	16.406	19.705	130.5
10	<b>1:31.461</b>	<b>16.033</b>	<b>16.039</b>	<b>23.747</b>	16.142	19.500	131.5
p11	2:04.829	16.201	17.180	23.756	16.375		131.7
12	3:36.442		16.857	24.119	16.586	19.651	
13	1:32.404	16.202	16.265	24.386	16.083	19.468	131.5
14	1:31.815	16.157	16.156	23.942	<b>16.014</b>	19.546	131.7

(127) Edgar Zaragoza

1	1:53.704		18.224	25.757	17.345	20.505	
2	1:35.578	16.703	16.785	24.803	16.943	20.344	131.5
3	1:33.818	16.686	16.366	24.226	16.793	19.747	129.2
4	1:32.985	16.444	16.273	24.011	16.605	19.652	129.4
p5	7:32.700	16.366	16.463	24.284	17.375		132.4
6	2:10.021		16.941	24.703	16.587	19.628	
7	1:33.030	16.210	16.108	24.234	16.513	19.965	130.5
8	1:34.394	16.516	16.180	24.398	16.936	20.364	124.5
9	1:34.076	16.711	16.586	24.274	16.729	19.776	126.2
10	1:34.203	16.744	16.178	24.491	16.902	19.888	128.0
11	1:32.926	16.455	16.183	24.150	16.566	19.572	130.5
12	<b>1:31.934</b>	<b>16.200</b>	<b>16.061</b>	<b>23.876</b>	<b>16.422</b>	<b>19.375</b>	133.4
13	1:32.860	16.452	16.382	24.074	16.423	19.529	<b>133.8</b>

(151) Hayden Diedrich

1	1:59.337		18.427	25.676	17.679	21.015	
2	1:36.725	18.200	16.861	24.442	16.930	20.292	111.5
3	1:34.419	17.501	16.000	23.953	16.703	20.262	130.4
4	1:34.081	16.865	16.124	24.272	16.721	20.099	132.6
5	1:33.429	17.012	15.984	23.484	16.781	20.168	127.6
6	<b>1:32.091</b>	16.589	<b>15.762</b>	<b>23.350</b>	<b>16.364</b>	20.026	134.0
7	1:32.713	<b>16.518</b>	15.963	23.614	16.588	20.030	136.0
p8	4:43.093	16.849	16.308	23.905	17.019		<b>136.6</b>
p9	8:50.158		16.709	24.428	17.408		
10	1:53.067		16.777	25.625	16.673	20.282	
11	1:32.945	16.639	15.933	23.863	16.636	<b>19.874</b>	136.0
12	1:33.051	16.682	15.955	23.768	16.645	20.001	136.2

(10) Ella Dreher

1	1:35.004	17.088	16.738	24.016	17.087	20.075	119.0
2	1:33.714	17.238	16.325	23.875	16.653	19.623	129.1
3	<b>1:32.262</b>	<b>16.293</b>	16.423	<b>23.518</b>	16.610	<b>19.418</b>	129.6
4	1:32.566	16.406	16.183	23.777	16.600	19.600	131.9
p5	4:41.845	16.320	16.203	24.543	17.427		134.6
6	1:44.494		17.772	24.878	16.932	19.910	

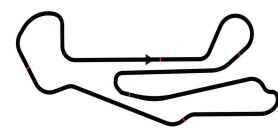
Race Director

Rick Hobbs

Signed \_\_\_\_\_

Orbits





MotoAmerica Superbike at Barber

Supersport

Barber Motorsports Park 2.380 miles

Practice 1

5/15/2026 10:10

Practice (30:00 Time) started at 10:10:00

Lap	Lap Tm	S1	S2	S3	S4	S5	SPD
7	1:32.778	16.483	16.103	23.864	16.634	19.694	<b>134.8</b>
8	1:32.632	16.425	<b>16.162</b>	23.952	<b>16.589</b>	19.504	131.7
p9	8:49.466	16.358	<b>16.080</b>	:23.092	20.037		134.2

(311) Jeff Bean

1	1:58.199		18.538	26.221	17.341	20.339	
2	1:35.640	17.513	16.952	24.403	16.913	19.859	121.2
3	1:34.177	16.806	16.422	24.416	16.838	19.695	123.3
4	1:32.688	16.460	16.148	24.081	16.529	19.470	126.4
5	1:32.768	16.578	16.223	<b>23.960</b>	16.546	19.461	128.3
6	1:33.322	16.829	16.163	24.164	16.602	19.564	123.0
7	1:32.955	16.813	16.076	24.047	16.472	19.547	121.9
8	1:32.925	16.915	<b>16.057</b>	24.048	16.439	19.466	125.0
9	1:34.204	17.391	16.470	24.152	16.476	19.715	126.6
p10	2:04.940	16.443	16.119	24.146	17.150		<b>130.5</b>
11	7:58.568		16.994	24.267	16.800	19.600	
12	<b>1:32.375</b>	<b>16.351</b>	16.143	24.227	<b>16.291</b>	<b>19.363</b>	127.3
13	1:33.343	16.909	16.166	24.034	16.450	19.784	125.2
14	1:33.846	16.502	16.642	24.529	16.403	19.770	128.5

(999) Austin Martinez

1	1:36.401	17.738	16.711	24.327	17.368	20.257	127.1
2	1:35.747	17.151	16.614	24.330	17.163	20.489	132.6
3	1:34.390	17.143	16.326	23.655	16.995	20.271	132.2
p4	1:57.411	17.166	16.377	23.932	16.995		<b>133.8</b>
5	1:45.485		16.707	23.971	17.497	20.085	
6	1:34.304	17.214	16.255	23.715	16.895	20.225	132.6
7	1:34.221	17.167	16.251	23.692	16.841	20.270	132.6
8	1:33.376	17.112	16.140	23.832	<b>16.433</b>	<b>19.859</b>	133.2
9	1:33.484	17.006	16.100	23.773	16.585	20.020	132.4
10	1:34.085	16.994	16.442	23.868	16.727	20.054	133.6
11	1:34.562	16.986	16.319	23.894	17.061	20.302	132.2
12	1:34.358	17.023	16.299	23.843	17.102	20.091	132.8
13	1:33.592	17.059	16.227	23.710	16.675	19.921	133.0
14	1:33.471	16.918	<b>16.098</b>	23.667	16.734	20.054	133.0
15	1:33.820	16.865	16.289	23.800	16.877	19.989	133.8
16	1:33.597	16.963	16.252	23.655	16.718	20.009	132.2
17	1:33.373	16.965	16.103	23.671	16.679	19.955	132.4
18	<b>1:33.252</b>	<b>16.840</b>	16.191	<b>23.545</b>	16.668	20.008	133.2

(156) Grant Cowan

1	1:39.311	18.352	17.848	24.708	17.632	20.771	120.3
2	1:35.761	16.856	16.732	24.358	17.451	20.364	133.8
3	1:35.373	16.737	16.564	24.400	17.169	20.503	132.2
4	1:34.865	16.652	16.408	24.317	17.190	20.298	135.0
5	1:35.115	16.733	16.654	24.234	17.156	20.338	133.0
6	1:34.189	16.647	<b>16.265</b>	24.388	16.772	20.117	132.4
7	<b>1:33.451</b>	16.637	16.312	24.231	<b>16.572</b>	<b>19.699</b>	<b>136.6</b>
p8	2:49.567	16.467	16.299	23.965	17.035		134.6
9	1:45.306		17.017	24.044	16.603	20.006	
p10	5:15.287	<b>16.413</b>	16.372	24.641	45.495		135.2
11	1:51.527		17.845	25.229	17.702	20.640	
12	1:35.464	16.999	16.703	24.124	17.224	20.414	130.9
13	1:34.224	16.657	16.393	24.318	16.949	19.907	133.8
14	1:34.544	17.098	16.468	<b>23.817</b>	17.134	20.027	134.0

(190) Ivan Arturo Muñoz Márquez

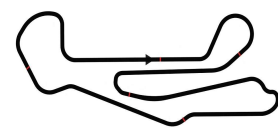
1	1:58.745		18.951	26.860	18.299	21.266	
2	1:38.766	17.324	16.943	25.608	17.642	21.249	125.2
3	1:36.271	16.938	16.707	25.036	17.187	20.403	127.1
4	1:36.235	16.766	16.643	24.974	17.338	20.514	129.6
5	1:36.003	16.905	16.755	24.905	16.995	20.443	128.5
6	1:35.246	16.801	16.485	24.579	16.949	20.432	129.4
7	1:34.603	16.599	16.192	24.651	17.096	20.065	131.9
8	1:35.067	16.880	16.329	24.508	16.984	20.366	131.7
9	1:34.561	16.587	16.366	24.516	16.912	20.180	130.9
10	1:33.951	16.697	16.160	24.364	16.770	19.960	132.2
11	1:34.076	16.601	16.279	24.455	<b>16.704</b>	20.037	131.5

Race Director \_\_\_\_\_ Orbits

Rick Hobbs

Signed \_\_\_\_\_





MotoAmerica Superbike at Barber

Supersport

Barber Motorsports Park 2.380 miles

Practice 1

5/15/2026 10:10

Practice (30:00 Time) started at 10:10:00

Lap	Lap Tm	S1	S2	S3	S4	S5	SPD
12	1:34.289	<b>16.564</b>	16.119	24.413	16.969	20.224	130.4
13	1:34.295	16.898	16.269	24.364	16.906	<b>19.858</b>	132.0
14	1:34.368	16.691	16.276	24.316	16.874	20.211	131.9
15	1:34.570	16.873	16.203	24.618	16.794	20.082	122.3
16	<b>1:33.795</b>	16.772	<b>15.989</b>	<b>24.296</b>	16.778	19.960	131.7
17	1:34.207	16.712	16.310	24.325	16.847	20.013	131.3
p18	2:17.258	16.645	16.150	24.737	17.556		<b>133.2</b>

(117) Lindsay McGregor

1	1:41.637	18.401	17.773	26.240	18.087	21.136	111.2
2	1:39.233	17.717	17.313	25.633	17.571	20.999	115.6
p3	6:35.603	17.647	<b>16.921</b>	25.275	17.992		122.0
4	2:02.975		18.070	25.610	17.880	20.907	
5	<b>1:37.779</b>	17.662	16.948	<b>25.029</b>	<b>17.376</b>	<b>20.764</b>	116.1

(41) Chase Black

p1	4:13.826		20.448	30.923	21.241		
p2	5:35.991		<b>18.888</b>	<b>27.327</b>	<b>18.847</b>		
p3	1:44.679		20.961	30.619	22.288		

(440) Kevin Horney

p1	5:04.861	17.295	17.015	25.475	18.148		127.3
2	1:44.755		16.418	24.826	<b>16.136</b>	<b>19.768</b>	
p3	6:52.492	16.701	16.058	24.398	18.909		130.4
4	1:46.423		16.354	<b>24.323</b>	16.448	20.229	
p5	2:14.242	<b>16.420</b>	<b>15.930</b>	20.198	21.055		<b>131.9</b>

(98) Aiden Sneed

1	1:49.993		17.499	25.417	16.993	<b>20.213</b>	
p2	3:01.692	<b>16.677</b>	<b>16.379</b>	<b>24.154</b>	16.843		<b>136.2</b>

Race Director

Orbits

Rick Hobbs

Signed \_\_\_\_\_